

## ·Network Video Recorder

**Version: V4.31.105 build 210727**

### Release Note

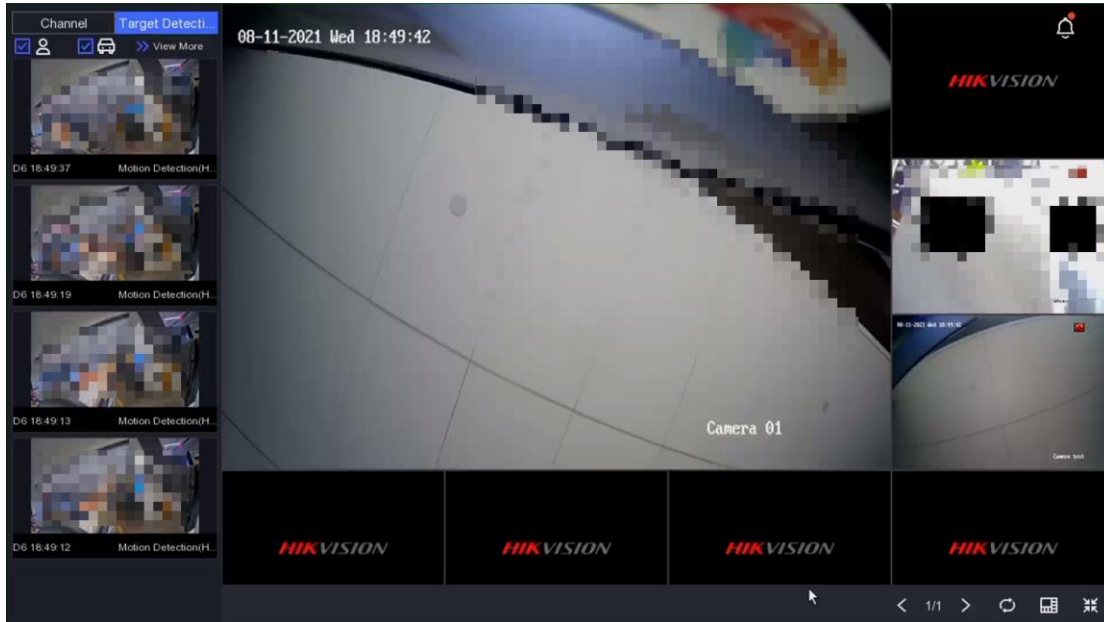
<b>Firmware Basic Information</b>	Firmware Version:	4.31.105build210727
	SDK Version:	V6.1.4.20_build20200320
	Play Library:	7.3.8.45
	Web component:	V4.0.1 build 210719
	OpenSDK Version:	2.5.0

### Reason of Upgrade

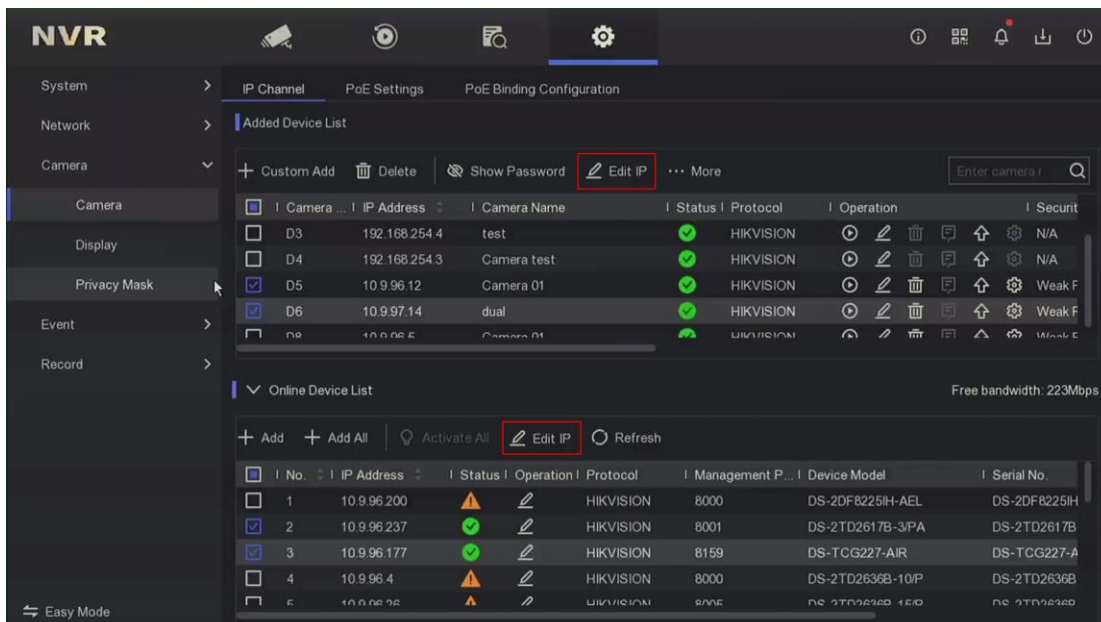
Add new features and optimize product performance.

### New features

## 1. 【Add Target Detection Page on the left side of Live view】



## 2. 【Add Edit IP function】



### 3. 【Show Free bandwidth on Local GUI】

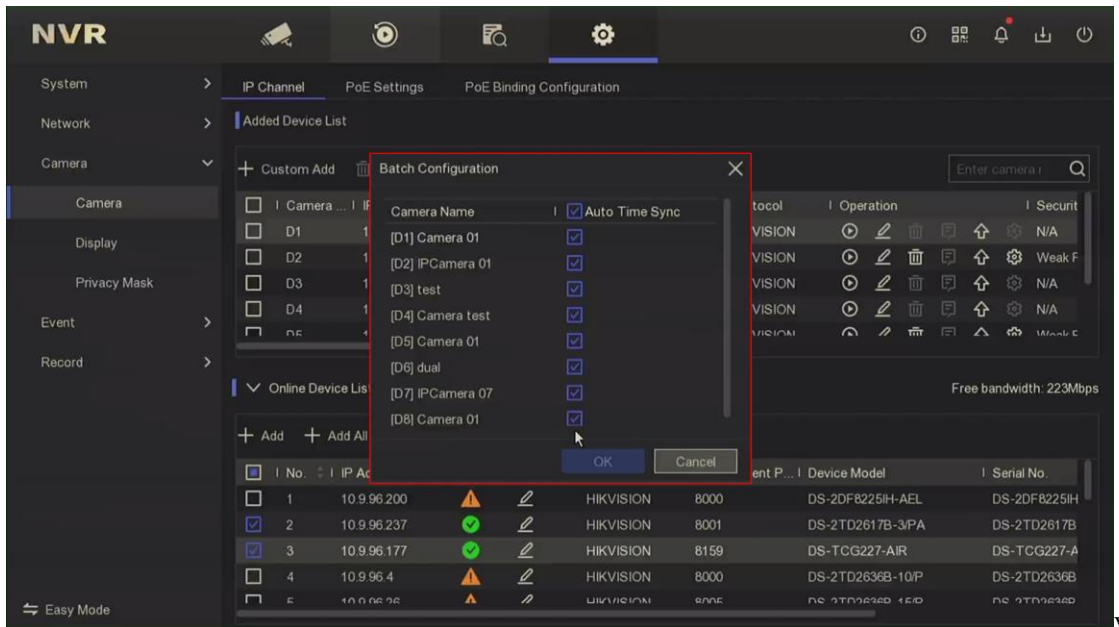
The screenshot shows the NVR Local GUI interface. The left sidebar contains navigation options: System, Network, Camera, Display, Privacy Mask, Event, and Record. The main area is titled 'Added Device List' and contains a table of cameras. A red box highlights the text 'Free bandwidth: 223Mbps' in the top right corner of the main area.

Camera	IP Address	Camera Name	Status	Protocol	Operation	Security
D3	192.168.254.4	test	✓	HIKVISION	⏸	N/A
D4	192.168.254.3	Camera test	✓	HIKVISION	⏸	N/A
D5	10.9.96.12	Camera 01	✓	HIKVISION	⏸	Weak F
D6	10.9.97.14	dual	✓	HIKVISION	⏸	Weak F

### 4. 【Support to configure camera Time Sync】

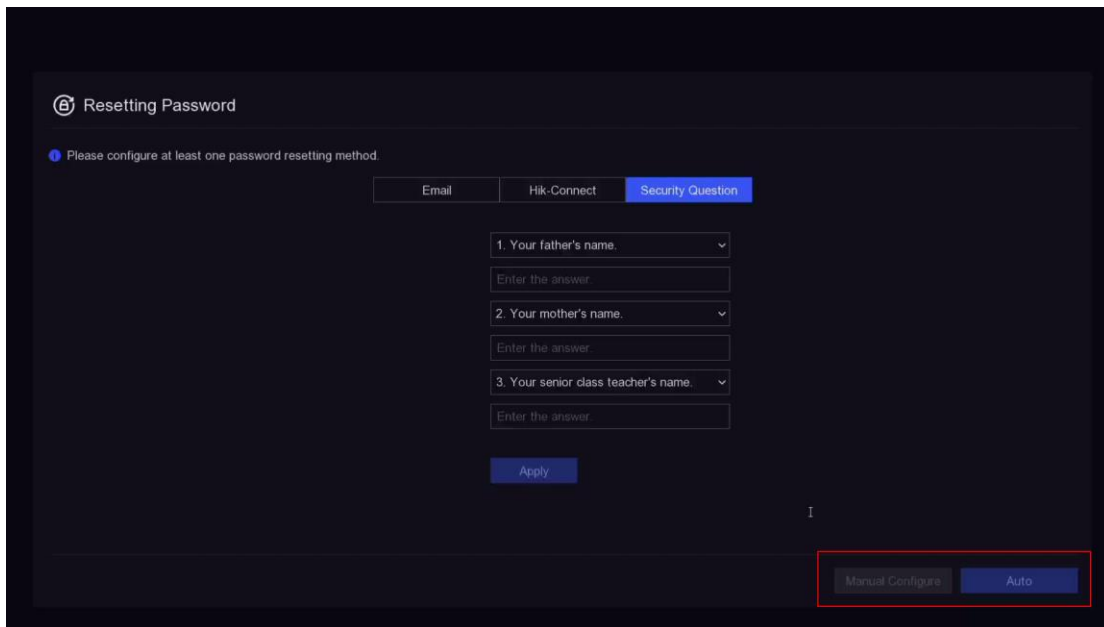
The screenshot shows the NVR Local GUI interface with the 'More' menu open. The 'More' menu is located in the top right of the 'Added Device List' section and contains several options. A red box highlights the 'Batch Configuration' option.

No.	IP Address	Status	Operation	Protocol	Management P.	Device Model	Serial No.
1	10.9.96.200	⚠	⚙	HIKVISION	8000	DS-2DF8225H-AEL	DS-2DF8225H
2	10.9.96.237	✓	⚙	HIKVISION	8001	DS-2TD2617B-3/PA	DS-2TD2617B
3	10.9.96.177	✓	⚙	HIKVISION	8159	DS-TCG227-AIR	DS-TCG227-A
4	10.9.96.4	⚠	⚙	HIKVISION	8000	DS-2TD2636B-10/P	DS-2TD2636B
5	10.9.96.26	⚠	⚙	HIKVISION	8000	DS-2TD2636B-15/P	DS-2TD2636B



## 5. 【Must choose one password recovery method】

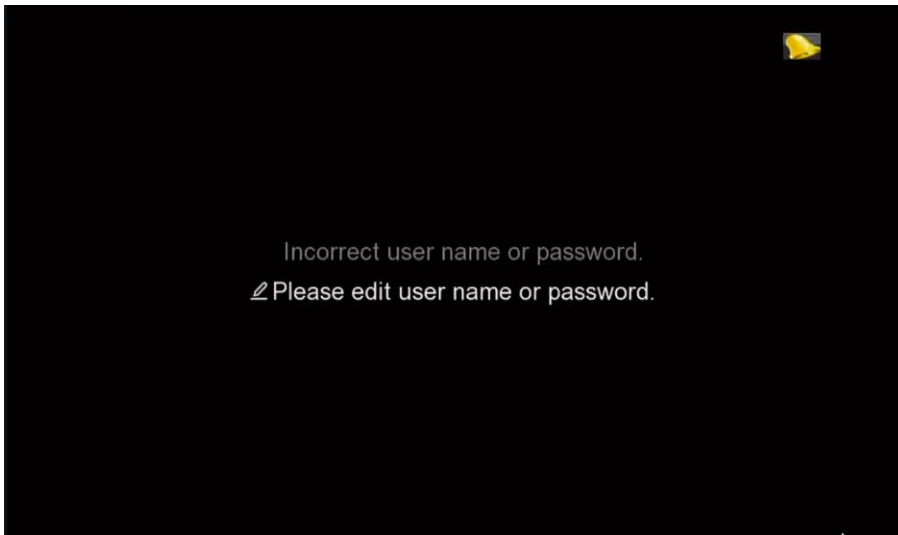
Password recovery method must be set, otherwise the device cannot be activated.



## 6. 【New languages】

- 1) Support Arabic
- 2) Support Hebrew

## 7. 【Add error prompt in Live view】



There are 8 kinds of error prompts as follows, you can click the below to edit the parameter.

- 1) Incorrect user name or password;
- 2) Insufficient decoding performance;
- 3) Video encoding format that does not support;
- 4) The IPC resolution exceeds the limit;
- 5) User is locked;
- 6) The network is unreachable;
- 7) No local operation authority, please contact the administrator to confirm the authority;

8) No video.

## 8. 【Support Add All function in Online Device List】

The screenshot shows the NVR web interface. The left sidebar contains navigation options: System, Network, Camera, Display, Privacy Mask, Event, and Record. The main area is divided into two sections:

- Added Device List:** A table with columns: Camera, IP Address, Camera Name, Status, Protocol, Operation, and Security. It lists devices D1 through D6.
- Online Device List:** A table with columns: No., IP Address, Status, Operation, Protocol, Management P..., Device Model, and Serial No. It lists 5 devices. The '+ Add All' button is highlighted with a red box.

Camera	IP Address	Camera Name	Status	Protocol	Operation	Security
D1	10.9.96.22	IPCamera 01	✓	HIKVISION	⏸	Weak Passw
D3	10.9.96.176	-	✓	HIKVISION	⏸	Weak Passw
D4	10.9.96.116	IPCamera 05	✓	HIKVISION	⏸	Weak Passw
D5	10.9.96.201	-	✓	HIKVISION	⏸	Weak Passw
D6	10.9.96.126	-	✓	HIKVISION	⏸	Weak Passw

No.	IP Address	Status	Operation	Protocol	Management P...	Device Model	Serial No.
1	10.9.96.22	✓	✎	HIKVISION	8000	DS-MP3516-RHB	DS-MP3516-RB
2	10.9.96.200	⚠	✎	HIKVISION	8000	DS-2DF8225H-AEL	DS-2DF8225H
3	10.9.96.55	⚠	✎	HIKVISION	8000	DS-MP5504/GW	DS-MP5504/GI
4	10.9.96.67	✓	✎	HIKVISION	8000	iDS-2CD7146G0-IZS	iDS-2CD7146G
5	10.9.96.163	✓	✎	HIKVISION	8000	DS-2CD63C5G0-IVS	DS-2CD63C5G

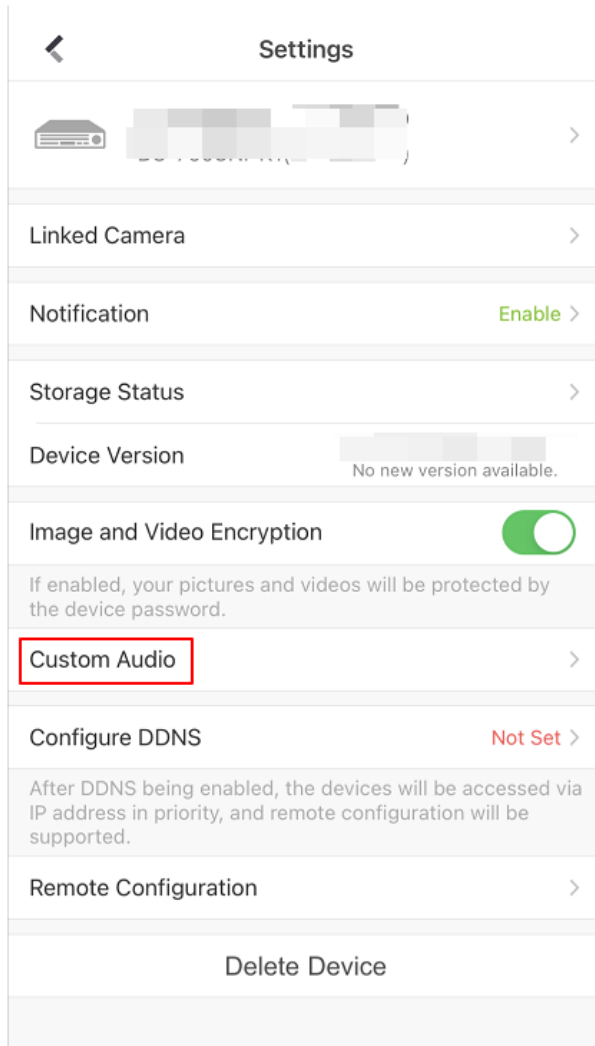
## 9. 【Configure Backlight Setting by Web】

The screenshot shows the NVR web interface in the 'Configuration' section. The left sidebar contains navigation options: Local, System, Network, Video/Audio, Image, Event, Storage, and VCA. The main area is divided into three sections: Display Settings, OSD Settings, and Privacy Mask. The 'Image Adjustment' section is expanded, and the 'Backlight Settings' sub-section is highlighted with a red box. It contains three dropdown menus: BLC Area, WDR, and HLC, all set to 'OFF'. A 'Default' button is also visible.

Setting	Value
BLC Area	OFF
WDR	OFF
HLC	OFF

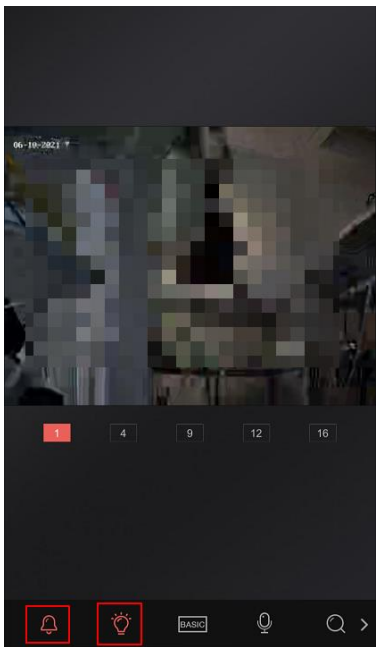
## 10. 【Support Hik-Connect to configure Custom Audio of Sound and light alarm camera】

Hik-Connect version must is V4.15.0 and above.



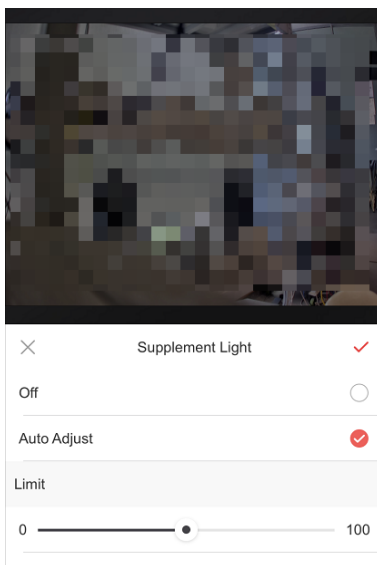
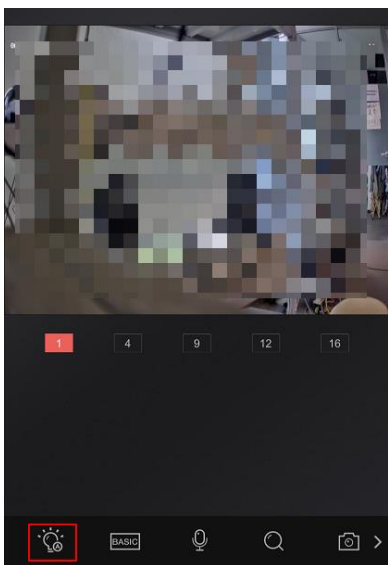
## 11. 【Support Hik-Connect to control sound and light of Sound and light alarm camera】

Hik-Connect version must is V4.15.0 and above.



## 12. 【Support Hik-Connect to configure Supplement Light of ColorVu Camera】

It can be selected by Off or Auto Adjust. Hik-Connect version must be V4.15.0 and above.





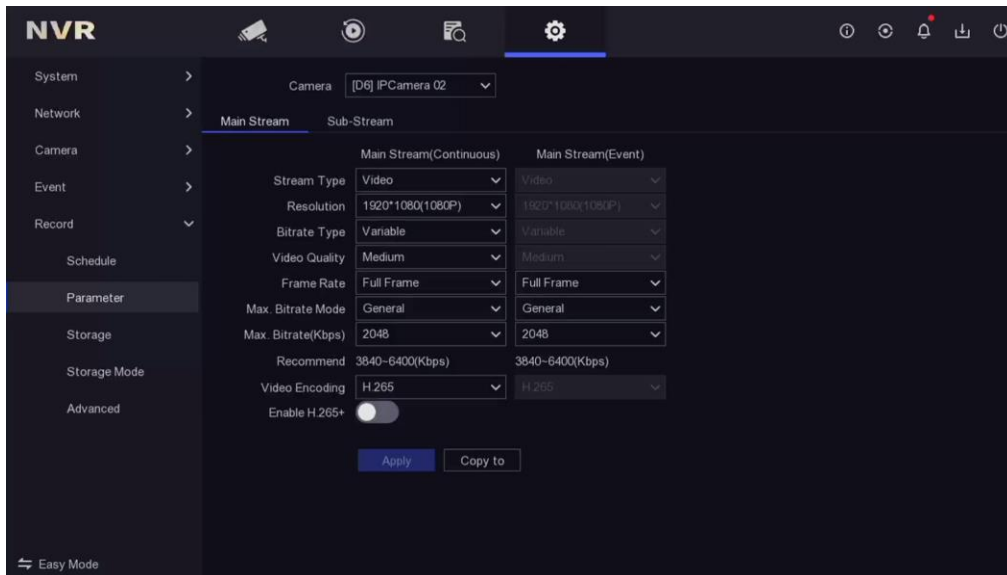
## Fixed issues

### 1. 【Optimize event drawing rule box operation】

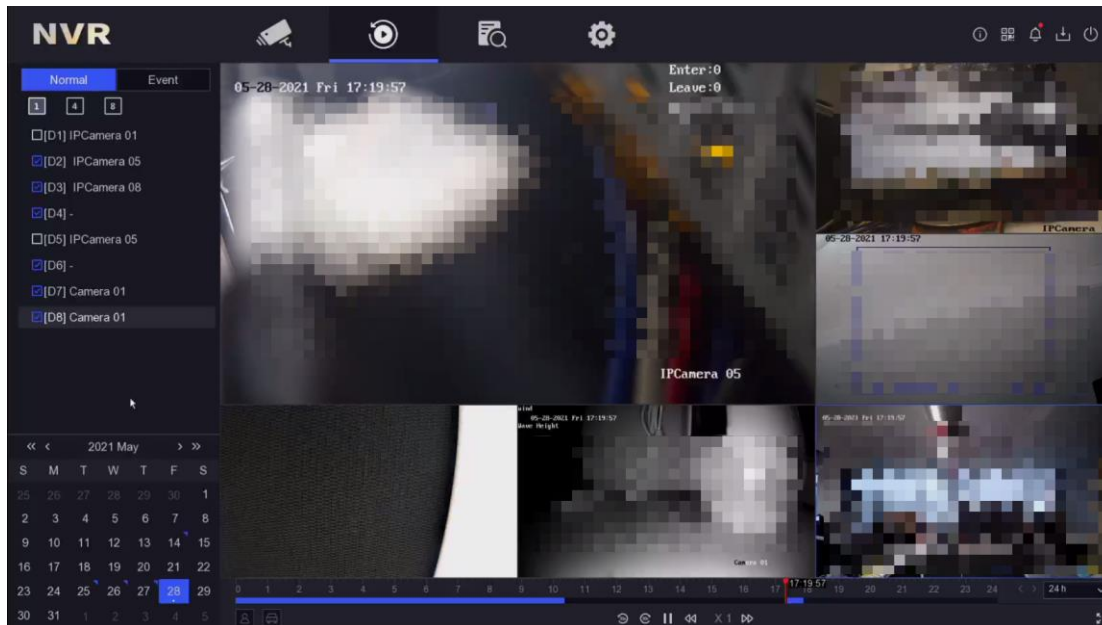
The rule box operation of the device local GUI configuration event is optimized, and the drawn rule box can be adjusted.

### 2. 【Modify Parameter synchronization change】

Modifying the Main Stream (Continuous) parameter will automatically modify the Main Stream (Event) parameter value.



### 3. 【Support six screen Live view and Playback】



## **Related product list:**

K series NVR	DS-76xxNI-K2 DS-76xxNI-K2/xP DS-77xxNI-K4 DS-77xxNI-K4/xP
--------------	--

## **Customer Impact and Recommended Action**

This new firmware upgrade is to improve product performance, and will take effect automatically after upgrading from previous versions. We'd like to inform you the above changes. Also, we are sorry for any possible inconvenience of use-habit changes caused by this action.

### Note:

- Hikvision has all rights to alter, modify and cancel this notice.
- Hikvision doesn't give any guarantee for old models' stock.
- Hikvision is not liable for any typing or printing errors.
- For special model's change details, please contact our local technical support team.