





How to use DS-K1T500 or DS-K1T501 terminal to connect to indoor station(v1.4.71)

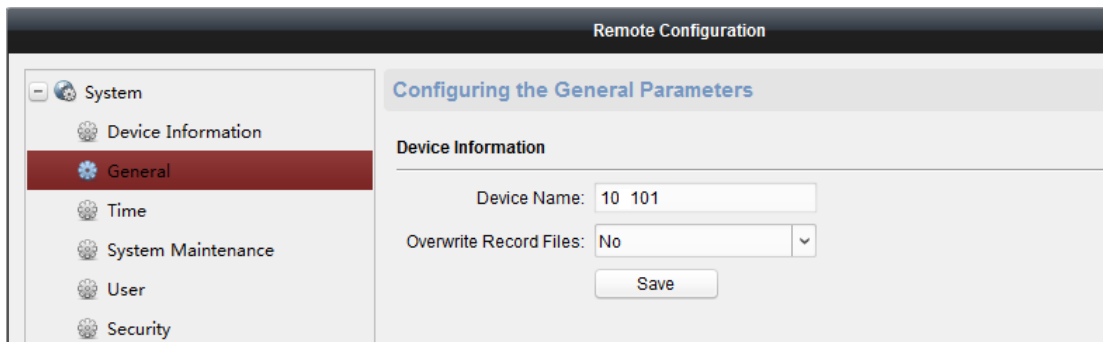
1. Upgrade the device to the following firmware and restart all.

 ACS_DS-K1T500_00_H2_EN_GM_V1.1.0_build180329		9,484 KB
 ACS_DS-K1T501_00_H2_EN_GM_V1.1.0_build180329		9,600 KB

2. Configuration of access control system.

a. Device name setting

The device name can only be 6 digits, the format is as follows (**project ** community ** buildings) all three starts from 1, the sub door station name should be as same as main door station name.



Remote Configuration

System

- Device Information
- General**
- Time
- System Maintenance
- User
- Security

Configuring the General Parameters

Device Information

Device Name:

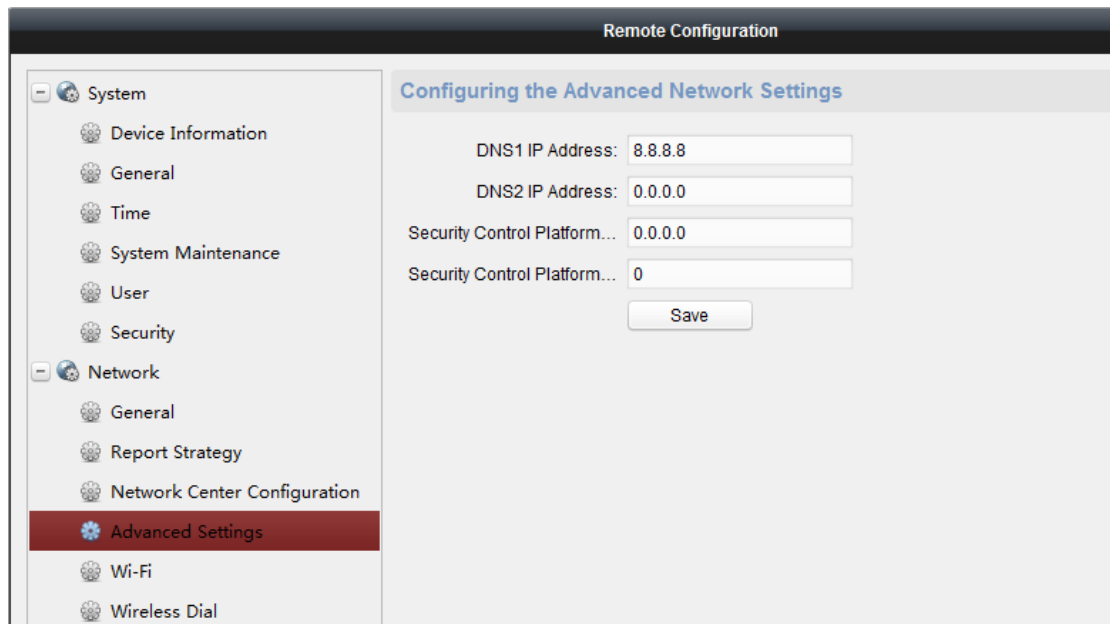
Overwrite Record Files:

Save

b. Set the IP and number of the door station.

IP address of the main door station: configure the host address of 'Security Control Platform IP', and configure the main door station IP from the door station (the main door station don't need to do this configuration).

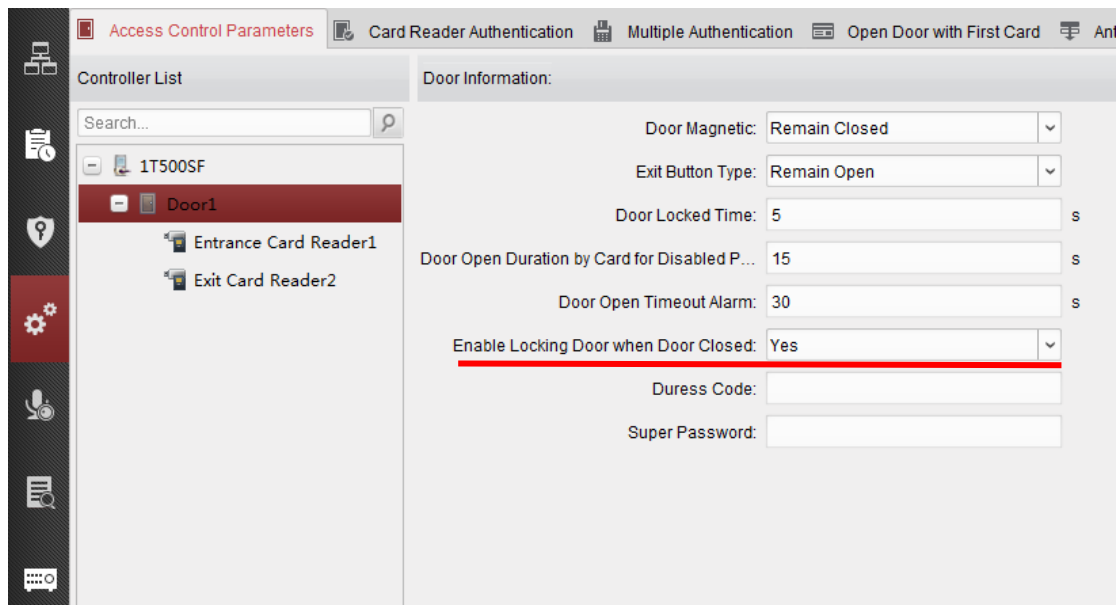
Door station number: configure the port number of 'Security Control Platform No.', the main door station is 0, and the sub door station is 1-99.



c. Automatic call setting.

Function: the authentication failure will call the indoor station automatically, the function default is closed.

This feature can be turned on and off by configuring the 'Enable Locking Door when Door Closed'

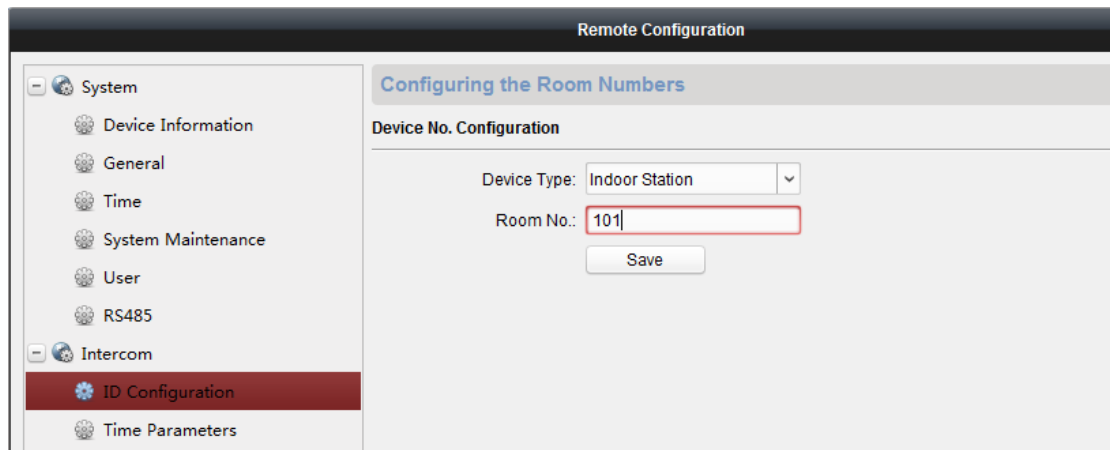


Note.

The room number of the indoor station is 101. Therefore, the room number have to be configured as 101, the maximum call time is 120 seconds, and the door station is automatically hung up at 120 seconds.

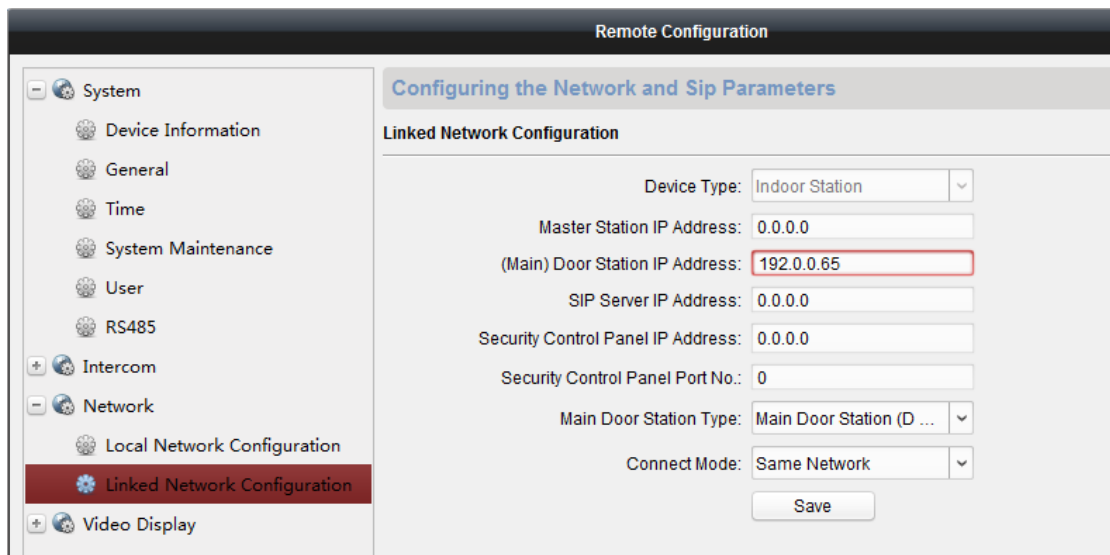
3. Indoor station configuration

a. Room number must be 101.



b. Door station configuration

Configure (main) Door Station IP address.



Note

1. Press the bell button (left key) of the terminal, and then the indoor station will be called.
2. After calling, the indoor station can answer and open the door, and hang up the call.
3. If call failed (such as terminal to broadcast "room number can't be empty, please enter the room", "calling failed"), check whether the network online, if all online, please make indoor station room number temporarily into other number such as '222', a few seconds and then change back to 101.