

DS-K1T680 Series MinMoe Terminal Release Note (2021-06-28)

Device Model: DS-K1T680D(F)-E1 DS-K1T680D(F)W DS-K1T680D(F)G DS-K1T680D(F)G1 Naming Rule: D for M1 card, Desfire card, Felica card E1 for POE W for Wi-Fi F for fingerprint G1 for 3/4G, supported in Australia, Taiwan (China) and Latin America; G for 3/4G, supported in Europe, the Middle East, Africa, India, and Most Areas of Asia-Pacific (excluding Japan and Taiwan (China))	Firmware Version	ARM : ACS_680_AI3_EN_STD_V3.2.33_build210610 ACS_680_AI3_EN_NEU_V3.2.33_build210610
	SDK	Latest version
	iVMS-4200 Version	Latest version

Reason of Upgrade

Fix bugs, enhance products quality and meet customers' requirements.

Modified Features

1. Optimize the function of exporting data to U disk.
2. Optimize the working mechanism of infrared fill light

DS-K1T680 Series MinMoe Terminal Release Note (2021-03-23)

Device Model: DS-K1T680D(F)-E1 DS-K1T680D(F)W DS-K1T680D(F)G DS-K1T680D(F)G1 Naming Rule:	Firmware Version	ARM : ACS_680_AI3_EN_STD_V3.2.3_build210303 ACS_680_AI3_EN_NEU_V3.2.3_build210303
--	------------------	--

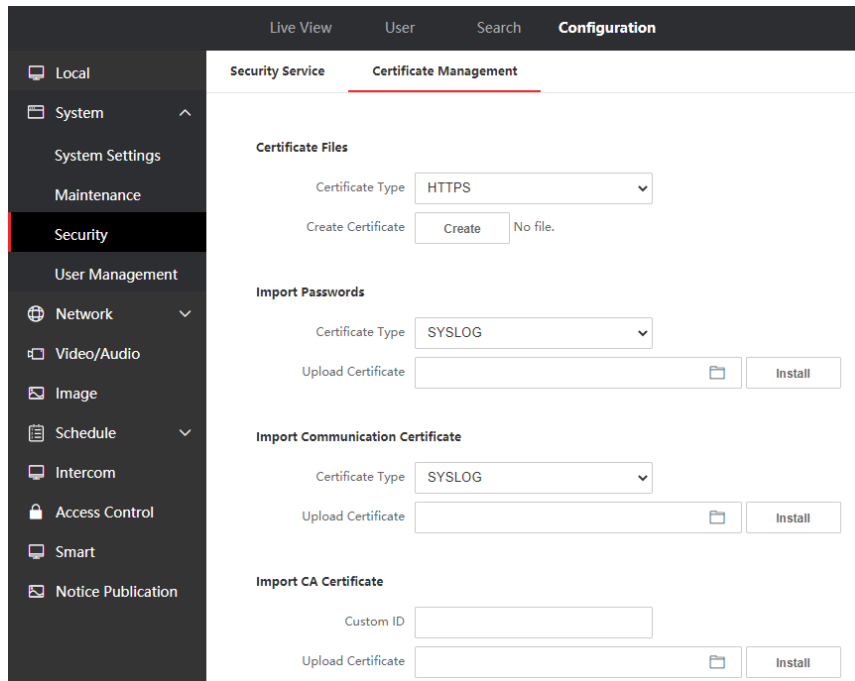
D for M1 card, Desfire card, Felica card E1 for POE W for Wi-Fi F for fingerprint G1 for 3/4G, supported in Australia, Taiwan (China) and Latin America; G for 3/4G, supported in Europe, the Middle East, Africa, India, and Most Areas of Asia-Pacific (excluding Japan and Taiwan (China))	SDK	HCNetSDKV6.1.5.15_build20200713_win32_EN
	iVMS-4200 Version	Latest version

Reason of Upgrade

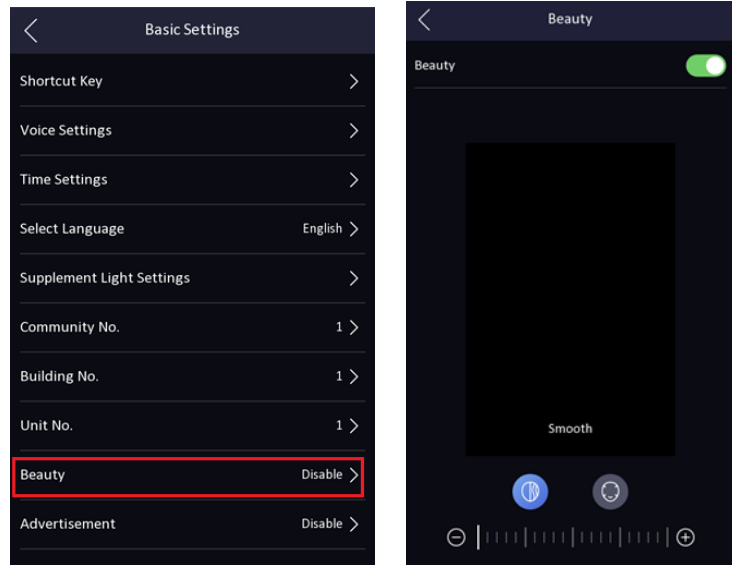
Add new features, fix bugs, enhance products quality and meet customers' requirements.

New Feature

1. Support https feature



2. Support Hik-ProConnect platform docking
3. Add beauty function to adjust smooth and whiten parameter.



4. Add device operation log query function in web interface (login device in browser), we can check the device operation log from here.
For access control authentication log, please turn to **Search** module.

Live View User Search **Configuration**

Upgrade & Maintenance **Log Query**

Major Type: All Types Minor Type: All Types

Start Time: 2021-01-25 00:00:00 End Time: 2021-01-25 23:59:59 **Search**

No.	Time	Major Type	Minor Type	Channel No.	Local/Remote User	Remote Host IP
01	2021-01-25 14:05:53+08:00	Operation	Remote: Restore to Default Set...	-	WEB	10.9.96.43
02	2021-01-25 14:09:37+08:00	Operation	Local: Delete Face Picture Data	-	UI	local
03	2021-01-25 14:09:51+08:00	Information	Add Person Information	-	UI	local
04	2021-01-25 14:09:51+08:00	Information	Add Card	-	UI	local
05	2021-01-25 14:09:51+08:00	Operation	Local: Face Picture Data Entry	-	UI	local
06	2021-01-25 14:09:51+08:00	Information	Add Fingerprint (By Employee I...	-	UI	local
07	2021-01-25 14:09:58+08:00	Operation	Enter Home Page	-	UI	local
08	2021-01-25 14:10:07+08:00	Operation	Enter Home Page	-	UI	local
09	2021-01-25 14:12:20+08:00	Operation	Enter Home Page	-	UI	local
10	2021-01-25 14:29:51+08:00	Operation	Enter Home Page	-	UI	local

5. Add ISAPI event monitoring upload (HTTP listening) function

Live View User Search **Configuration**

Platform Access **HTTP Listening**

Default

No.	Destination IP or Host Name	URL	Port	Protocol
1	0.0.0.0	/	80	HTTP
2	0.0.0.0	/	80	HTTP

Save

6. Support unbind device with hik-connect account on SADP tool, local UI and web

SADP

Total number of online devices: **67**

Unbind Export Refresh

ID	Device Type	Status	IPv4 Address	Port	Enhanced SDK Service Port	Software Version	IPv4 Gateway	HTTP Port	Device Serial No.
064	DS-K1T671MF	Active	10.9.96.50	8000	N/A	V3.2.0build 2101...	10.9.96.254	80	DS-K1T671MF20210107V0302

Local System Settings Maintenance Security User Management Network Video/Audio Image Schedule Intercom Access Control Smart Notice Publication

Live View User Search **Configuration**

Upgrade & Maintenance Log Query

Reboot

Reboot Reboot the device.

Restore Parameters

Default Reset all the parameters, except the IP parameter

Restore All Restore all parameters to default settings.

Unlink APP Account Unlink from Hik-connect account.

Export

Device Parameters Export

Import Config File

Device Parameters Impx

Upgrade

Controller Upgr

Note: The upgrading process will be 1 to 10 minutes, please don't di

System Maintenance

System Information >

Capacity >

Device Upgrade >

Unlink APP Account

Restore to Factory Settings

Restore to Default Settings

Reboot

7. Add privacy protection, support event Storage Settings, Picture Uploading and Storage, Clear All Pictures in Device

HIKVISION Live View User Search **Configuration**

Authentication Settings Door Parameters Card Security Linked Network Settings RS-485 Wiegand Settings Face Recognition Parameters **Privacy** Card Aut

Event Storage Settings

Event Storage Type: Overwriting

Save

Picture Uploading and Storage

Upload Captured Picture When Authenticating

Save Captured Picture When Authenticating

Save Registered Picture

Upload Picture After Linked Capture

Save Pictures After Linked Capture

Save

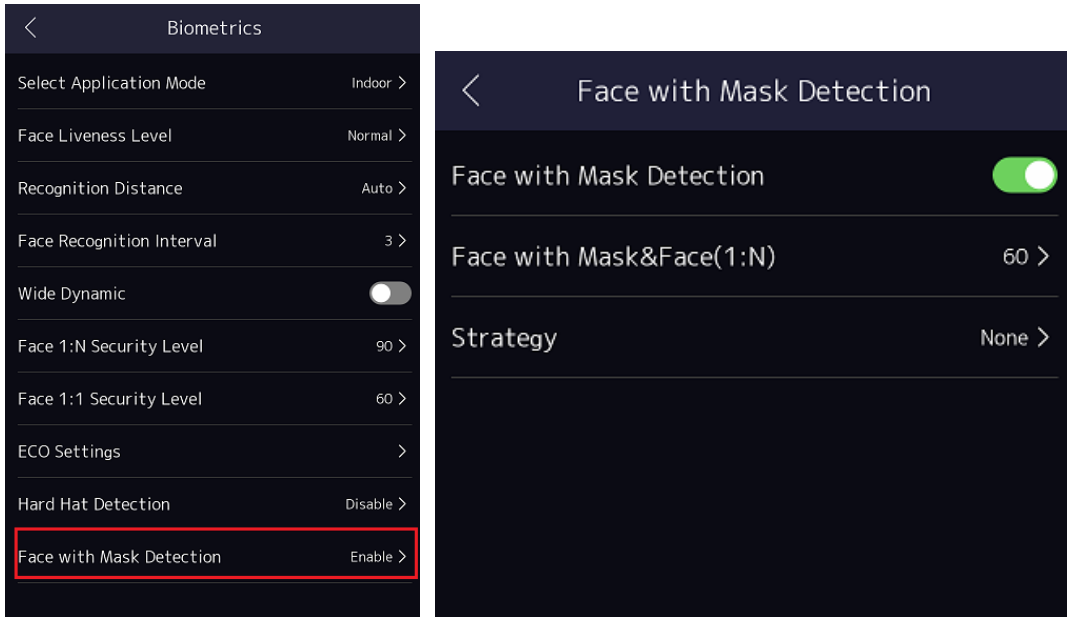
Clear All Pictures in Device

Clear Registered Face Pictures

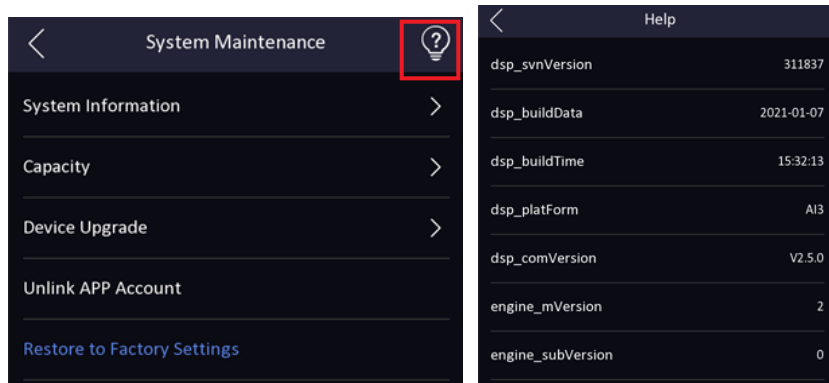
Clear Captured Pictures

Clear

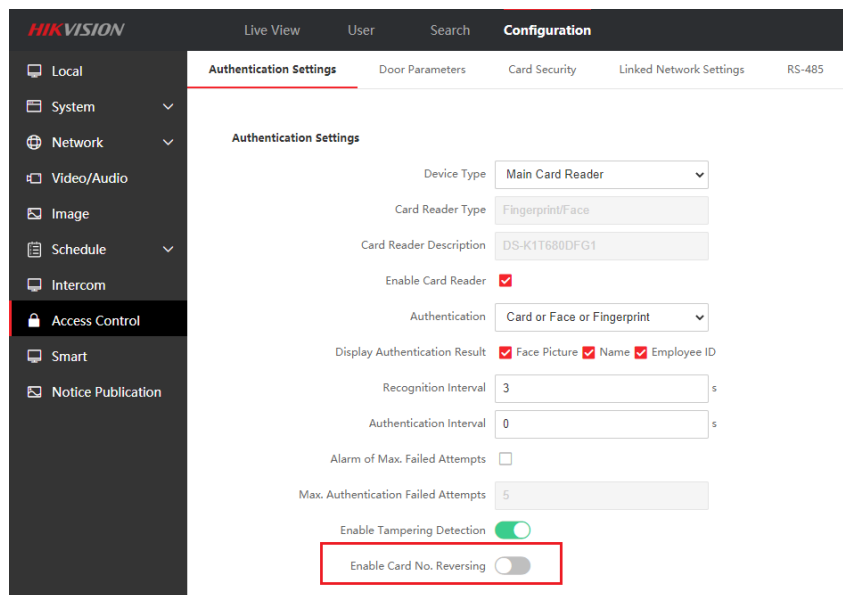
8. Add face mask detection function(enabled in default);



9. Add help interface to check system module version for technical support (long press for 3s).

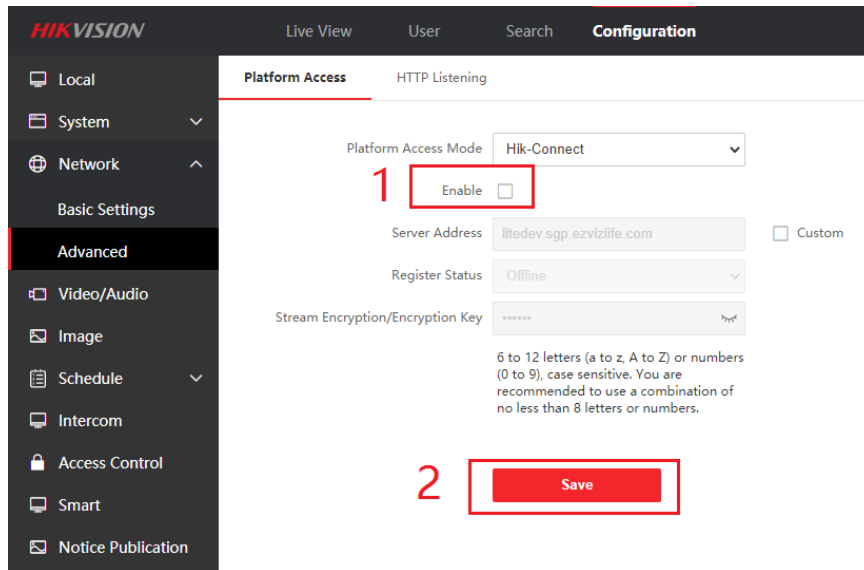


10. Add card No. reversing function (external reader not support)

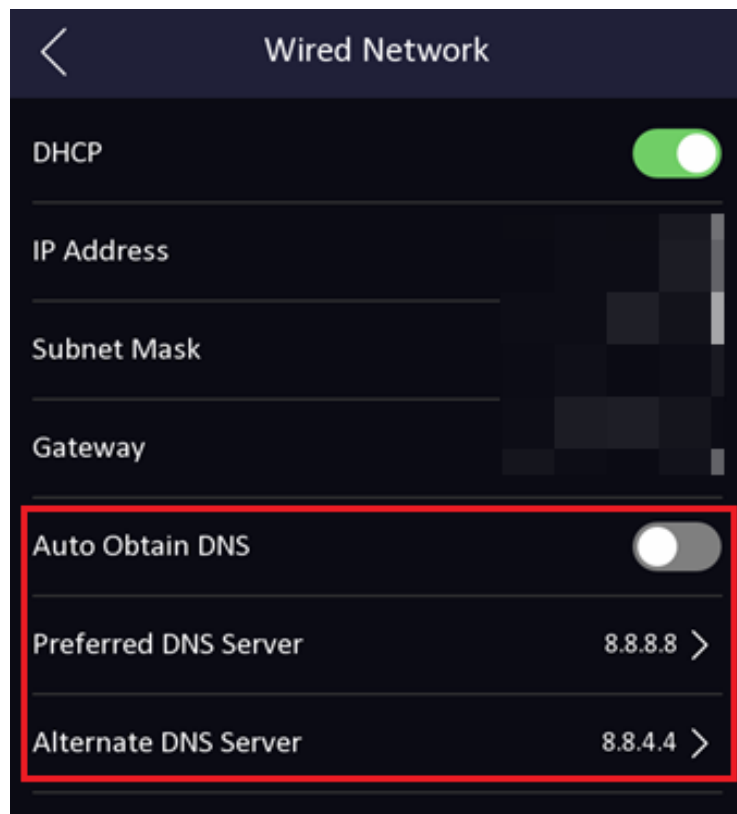


Modified Features

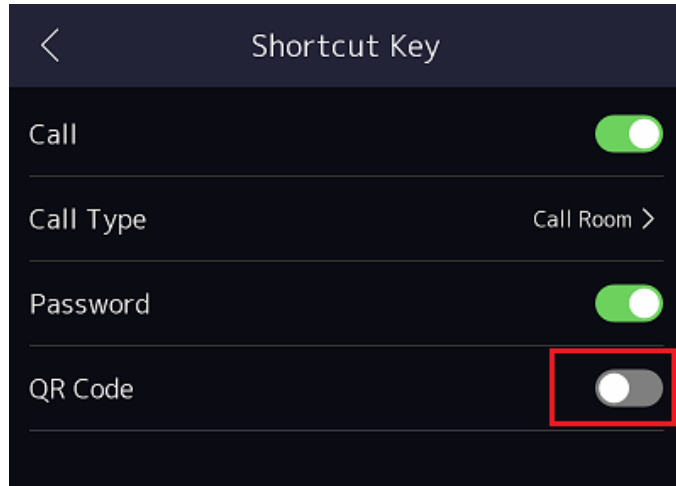
3. Hik-Connect function is turned off in default for privacy protection, if customer want to manage device from App, please turn on manually in the web.



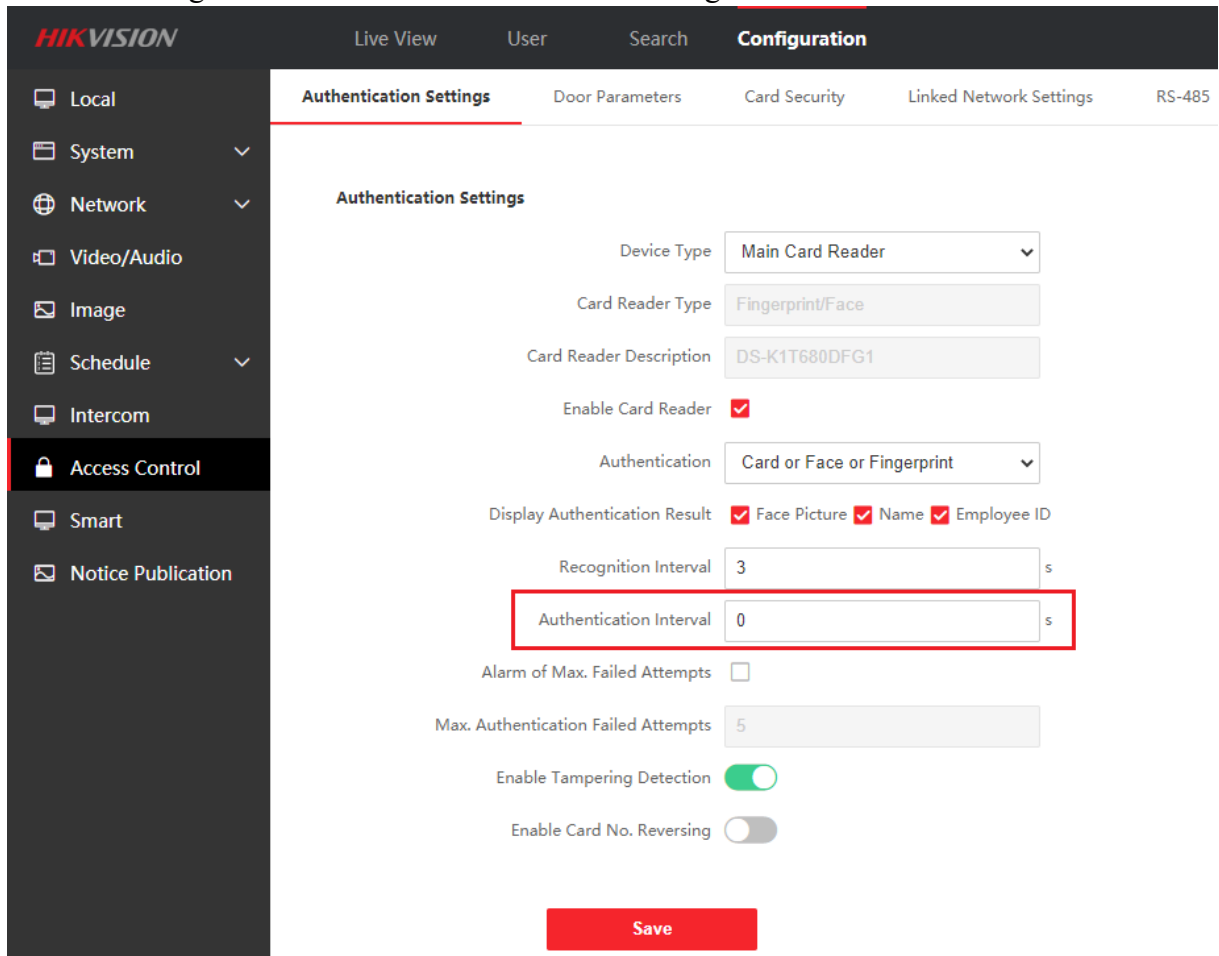
4. DNS can be configured from device UI in menu → Comm.-->Wired Network



5. After disable QR code shortcut from the menu, device will support QR code and face verification at the same time.



- 6. Optimized the ISUP and Hik-Connect event upload mechanism.
- 7. When verify with unregistered person face picture, device will not give any prompt.
- 8. When verify with registered person face picture, screen will show “Please adjust position” and will not play audio
- 9. Add stranger authentication timeout interval configuration.



Customer Impact and Recommended Action

This update refers to function/compatibility improvement and will take effect automatically after the Date of Change. We are very sorry for any inconvenience of use-habit changes caused by this action. For any questions and request for this firmware, please contact our local technical support team.

Note:

- Hikvision reserves the right to change, alter or withdraw the above notification without prior notice.
- Product design and specifications are subject to change without prior notice.
- The Hikvision firmware may contain errors known as errata, which may cause the product to deviate from published specifications. Current characterized errata are available on request.
- Hikvision is not liable for any typing or printing errors.

Hikvision Digital Technology CO., Ltd.
No. 555 Qianmo Road, Binjiang District, Hangzhou 310051,
China
Tel: +86-571-8807-5998
FAX: +86-571-8993-5635
Email: overseabusiness@hikvision.com