

AX PRO
Version: V1.2.4
Release Note
(2021-06-08)

1. Firmware Basic Information

Firmware Basic Information	Firmware Version	V1.2.4_build210607
	Device Type	DS-PWA64-L-WE/WB DS-PWA96-M-WE/WB

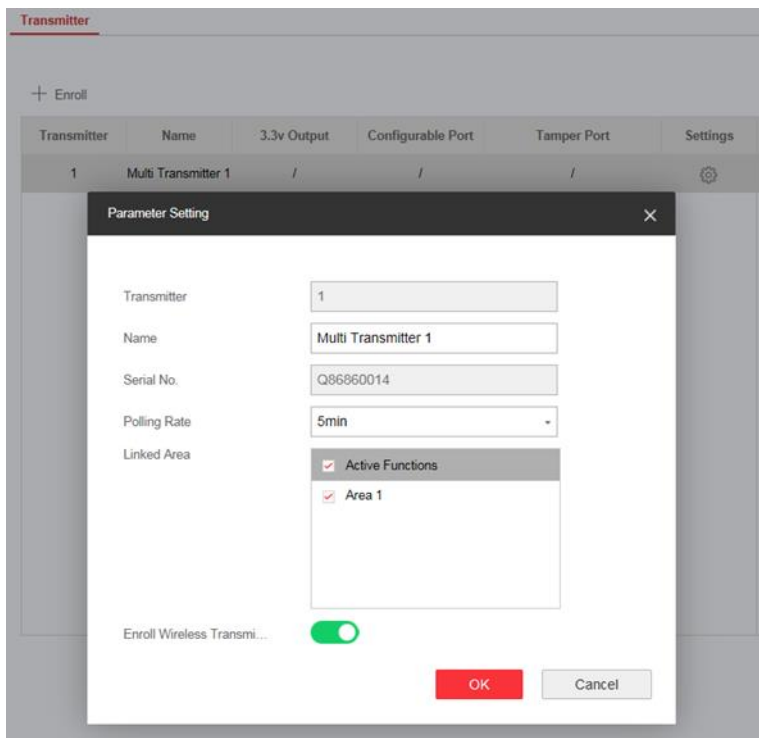
2. V1.2.4 Upgrade Note

2.1 Added Function:

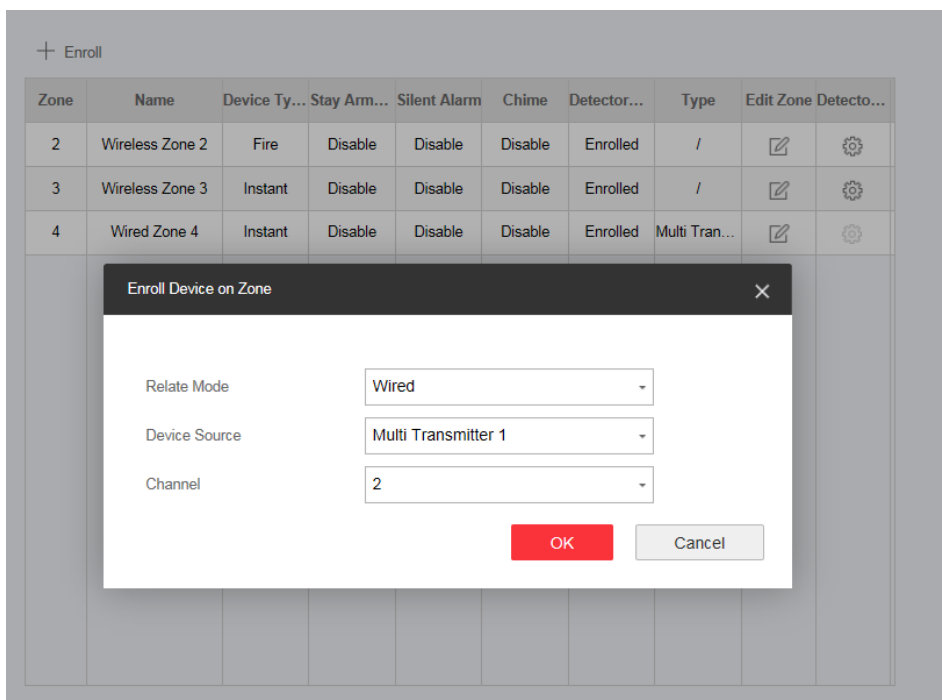
1) Support Multi-IO-Transmitter Module

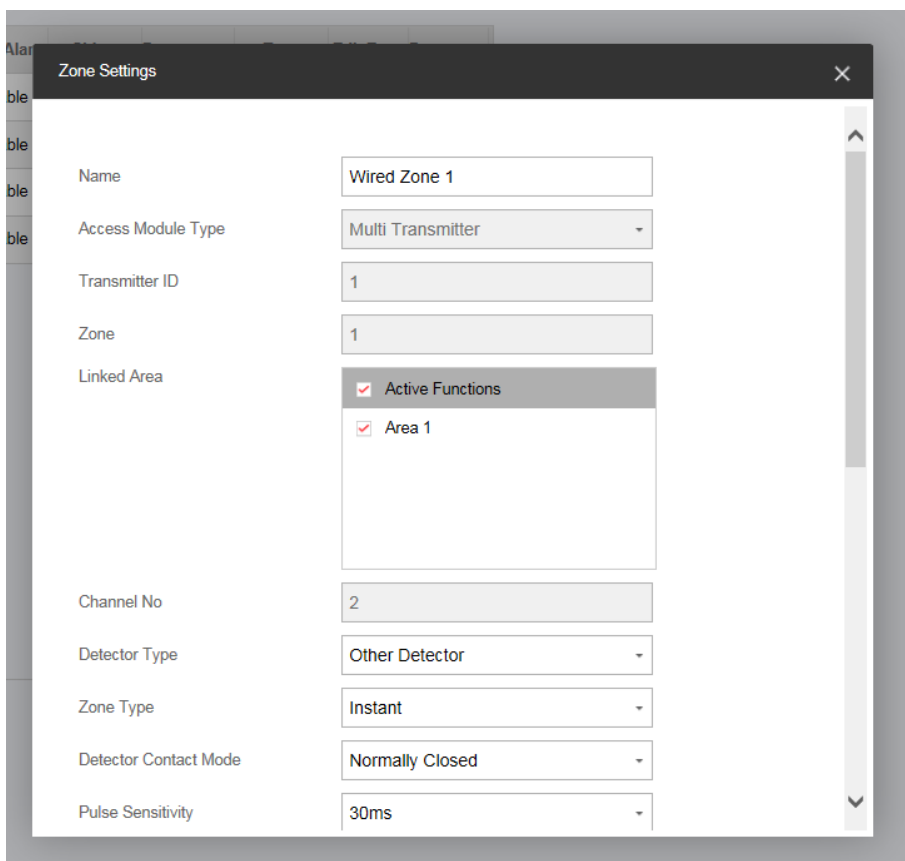
Multi-IO-Transmitter Module can convert wired detectors into wireless detectors. It support 16 channel wired zones, 2 channel wired relays.

(a) The web configuration interface of the Multi-IO-Transmitter Module as follow:



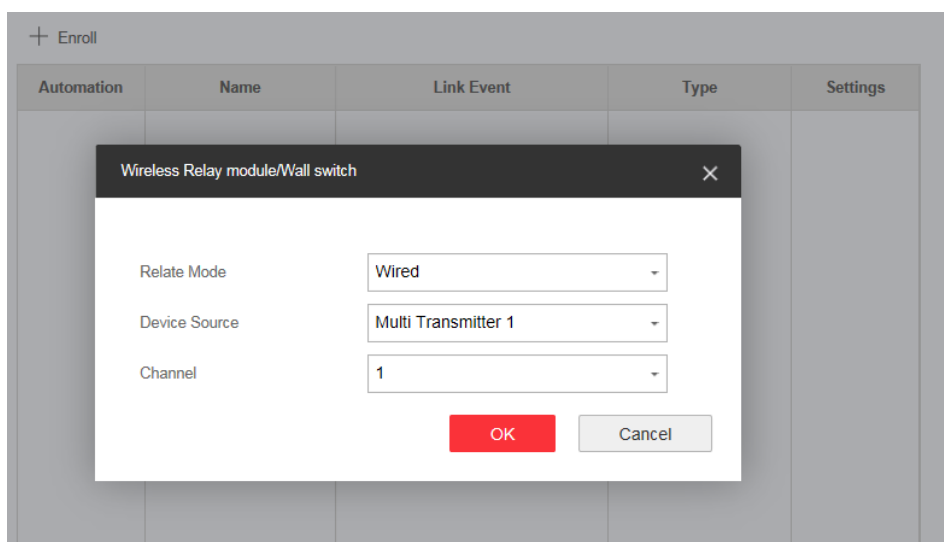
(b) When using the Multi-IO-Transmitter Module to add the wired zones, the configuration interface as follow:





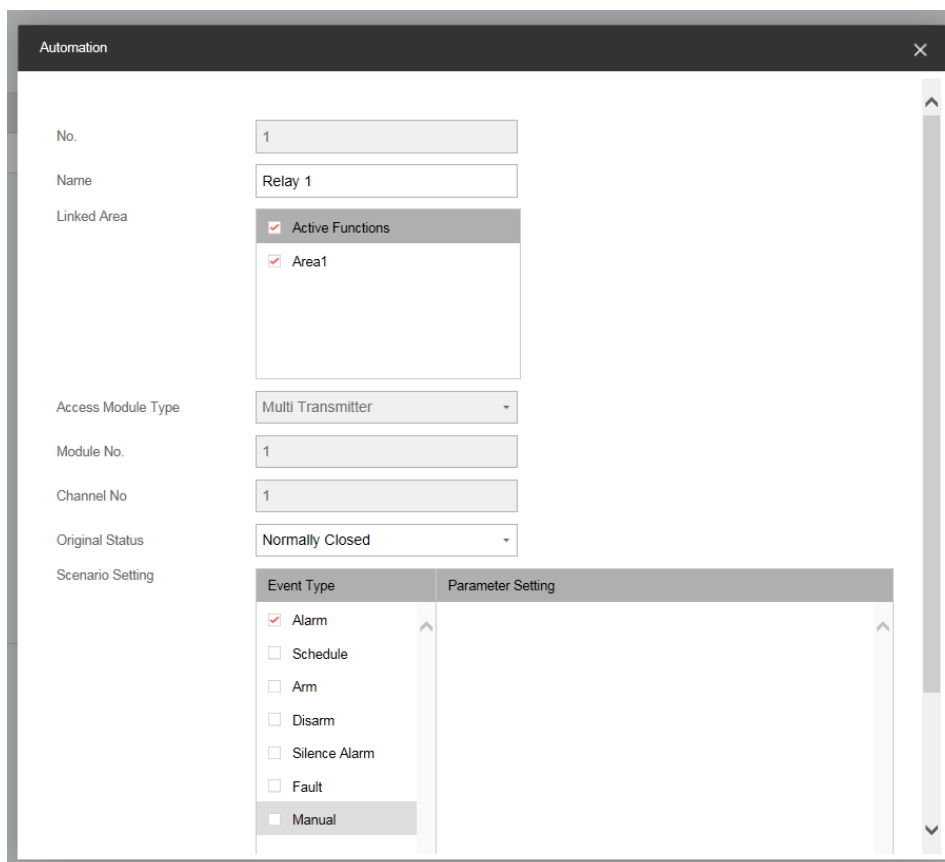
It supports detector type, Zone type, Detector Contact Mode and Pulse Sensitivity. Wired zone support Dual zone.

(c) When using the Multi-IO-Transmitter Module to add wired relay, the configuration interface as follow:



Wired Relay supports event linkage, the linkage rules as follow:
 Alarm, Schedule, Arm, Disarm, Silence Alarm, Fault (Fault types: ①Main Power Lost, ②Battery Disconnected or Low Battery,③Communication Fault, ④

zZone/Peripherals Poll Failure/Offline, ⑤Zone/Peripherals Low Battery, ⑥(Network Camera Disconnected), Manual.



2) Follow Zone

During the exit delay time, triggering the follow zone will not alarm, if the delay zone is triggered, the follow zone will alarm immediately;

During the entry delay time, pre-alarm not triggered, before the entry delay time end, if the follow zone is not restored and not disarm, follow zone will alarm when the entry delay time end;

In the entry delay time, pre-alarm triggered, Triggering the follow zone, before the entry delay time and pre-alarm time end, if the follow zone is not restored and not disarm, follow zone will alarm when the entry delay time and pre-alarm time end;

In other cases, triggering the follow zone will alarm immediately if the panel armed.

3) Motion type detector supports Time-out zone

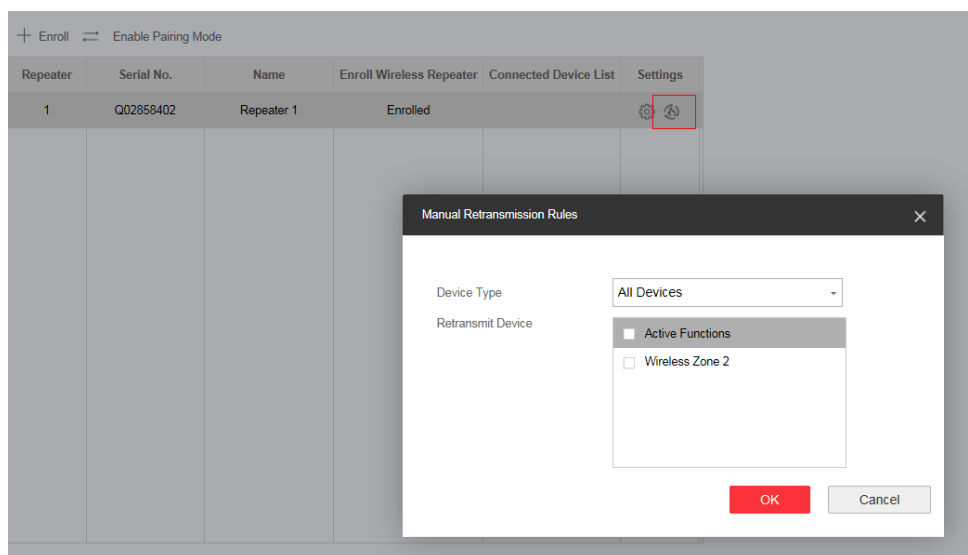
Time-out Zone takes effect 24 hours, if the zone is always in trigger status or in restore status, if the time exceeds the time-out duration set by the user, a time-out alarm will be triggered.

4) Add New multiple language

Support more multiple languages: **Slovak, Serbian.**

5) Repeater supports selecting devices manually

Supported device models: DS-PDPC12PF-EG2-WE/B, D-PDPC12P-EG2-WE/B, and DS-PDSMK-S-WE/B.



6) Support to send notifications when ISUP protocol network changes

When ISUP protocol network changed, the event notification will be upload through the Hik-connect, ISUP, and SMS.

7) Delay zone supports configuring Timer With Restart (notes: only door magnetic detector supports)

When Enable timer with restart function, in the countdown process, if the delay zone is triggered again, the exit delay time will be counted again (only one time). The terminals that countdown again includes keyboard, tag reader and app.

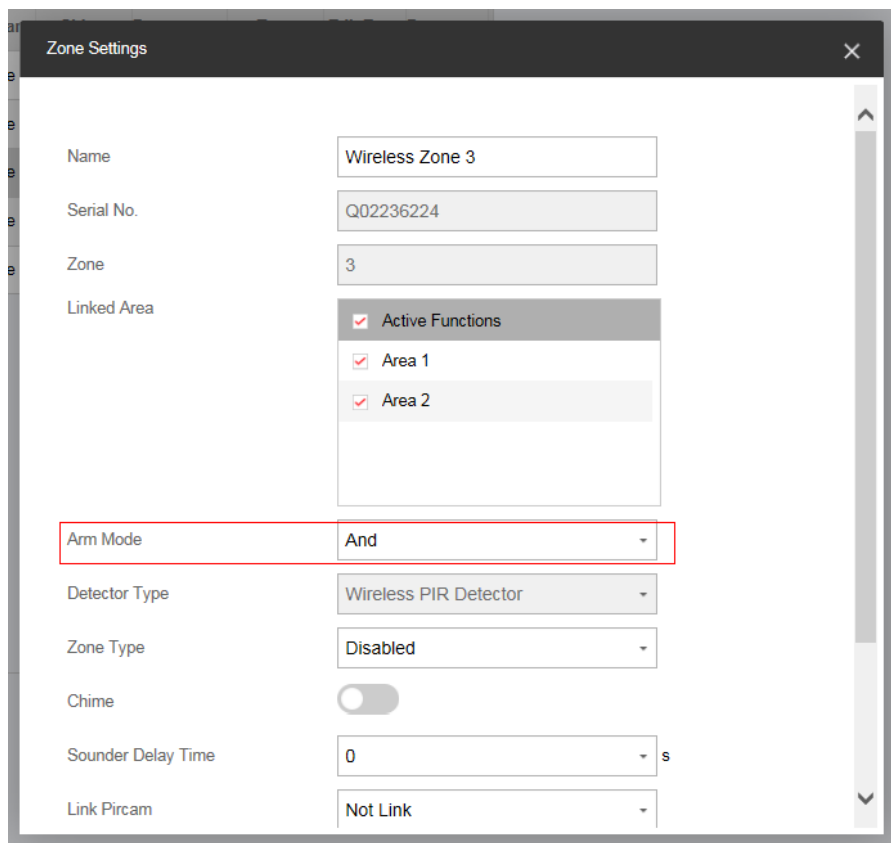
Zone	5
Linked Area	<input checked="" type="checkbox"/> Active Functions <input checked="" type="checkbox"/> Area 1
Channel No	1
Detector Type	Door Magnetic Contact
Zone Type	Delay
Entry Delay Time	30 s
Exit Delay Time	30 s
Timer With Restart	<input checked="" type="checkbox"/>
Stay Arm Delay Time	30 s
Detector Contact Mode	EOL
Pulse Sensitivity	250ms

8) Public Zone supports configuring Arm Mode Function

Arm Mode support AND and OR

In AND arm mode, when the all areas associated with this zone are armed, the zone will be armed, when the all areas associated with this zone are disarmed, the zone will be disarmed.

In OR arm mode, when the one of the areas associated with this zone is armed, the zone will be armed, when the one of the areas associated with this zone is disarmed, the zone will be disarmed. When the public zone is triggered, the areas associated with the zone can't be armed.

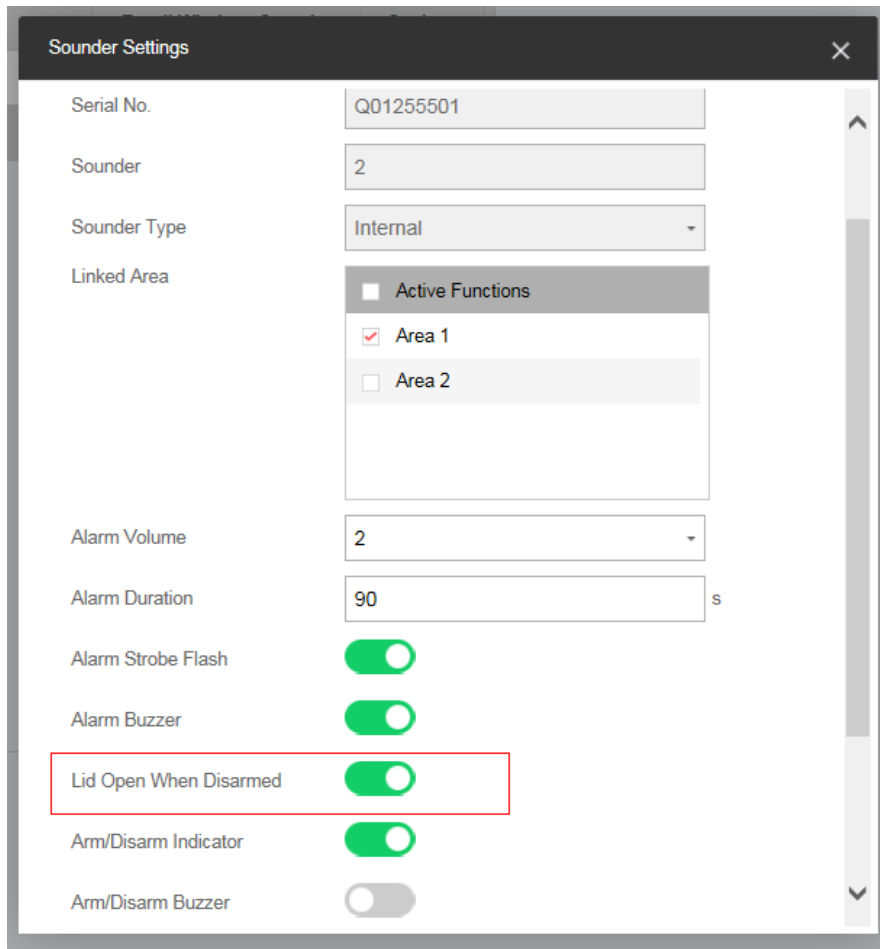


9) Sounder supports configuring Lid Open When Disarmed.

Only enable Alarm Buzzer, the lid open when disarmed function can be configured.

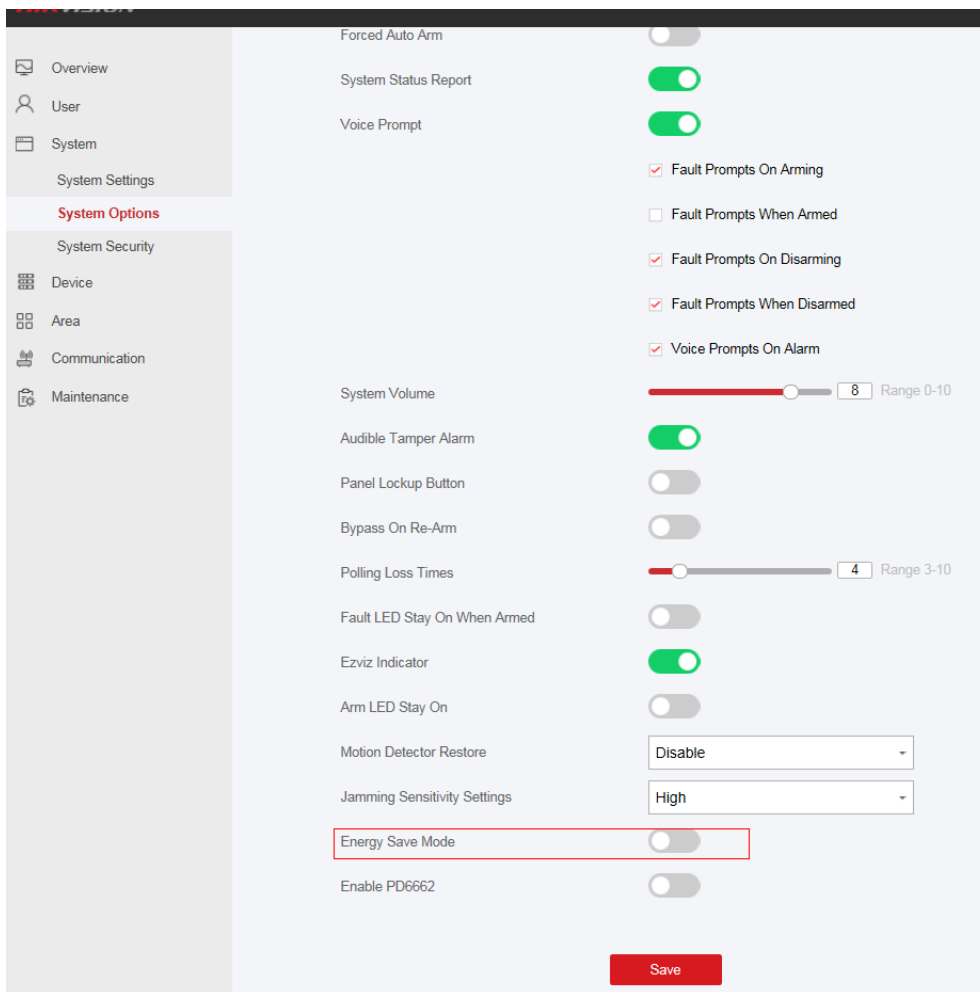
Enable the lid open when disarm, if the sounder tamper is triggered when the panel is disarmed, the buzzer will alarmed.

Disable the lid open when disarm, if the sounder tamper is triggered when the panel is disarmed, the buzzer will not alarmed.



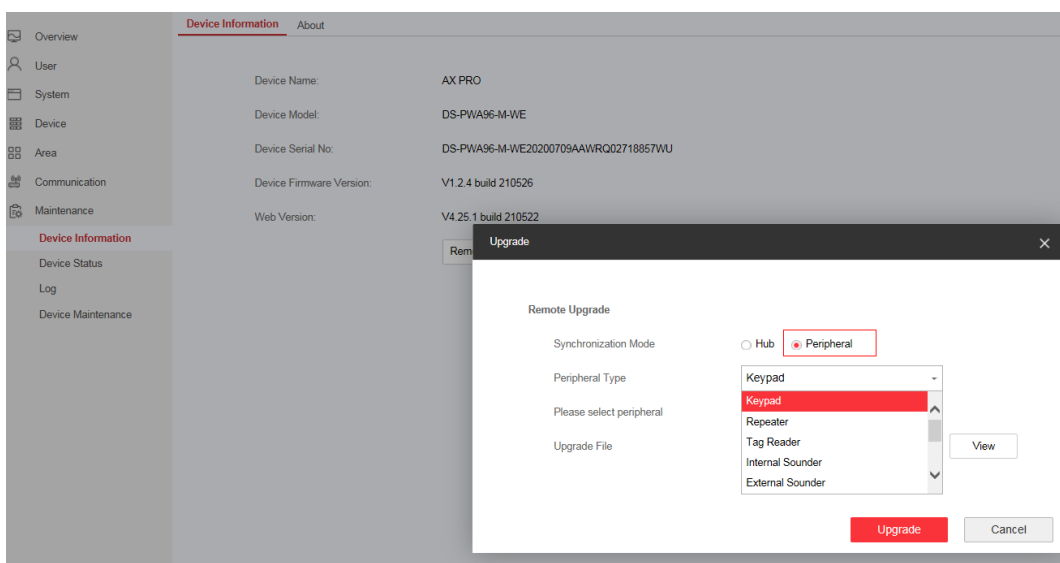
10) Panel supports Energy Save Mode

After Enable Energy Save Mode, the Wi-Fi will enter the low power mode, close 4G function, close the tag reader function, close the indicator light, and close the voice prompt, the LAN normal work. In the Energy Save Mode, the new battery can work more than 16h without the main power.



11) Support to upgrade Wireless peripherals firmware

Users can upload the wireless peripheral latest firmware through the web interface. It support upgrade **Wireless Keypad, Wireless Sounder, Repeater, Smart Plug, Multi-Transmitter, Wall Switch, Relay, Tag Reader, and Detector.**



2. Feature Optimization:

1) Cellular Data Function Optimization

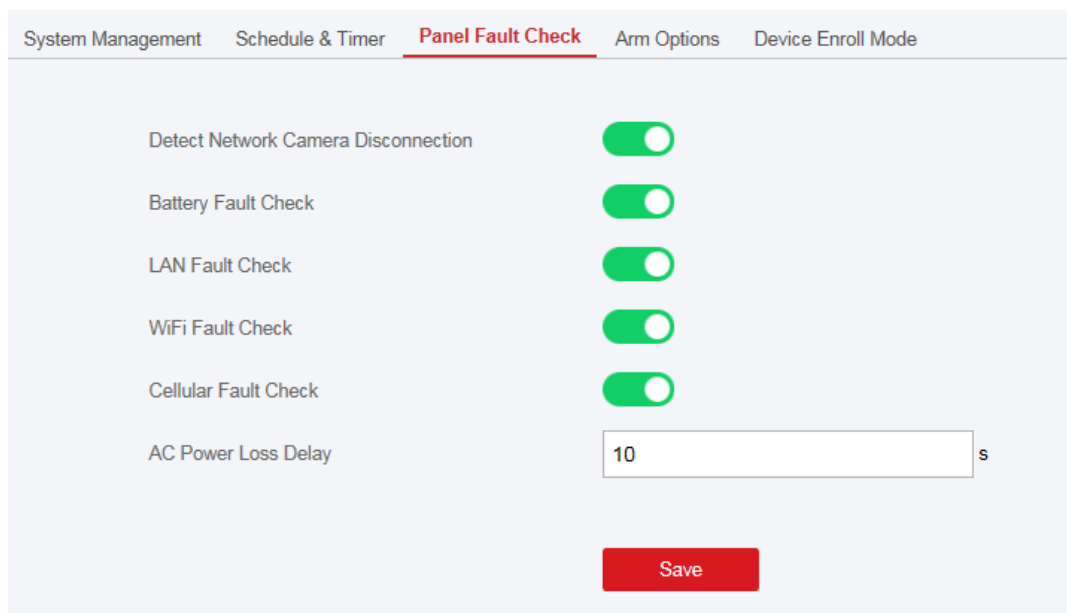
If the mobile network signal is normal, panel connected to the Ezviz cloud, Hik-proconnect, ISUP at the same time, the cellular data can be used no more than 1MB in a one day.

2) Battery Function Optimization

Panel will upload twice low voltage alarm, the first alarm is 35% of electricity, and the second alarm is 25% of electricity.

3) Panel Fault Check Function Optimization

Disable some panel fault check, the voice prompt and indicator light of the corresponding event will be off, CID report and the devices logs will not display this panel fault.



4) Hik-Connect APP supports refreshing Panel Status

Hik-Connect APP supports refreshing Panel Status, it includes the panel status, area status and wireless device status.

Remarks:

- Hikvision reserves the right to change, alter or withdraw the above notification without prior notice.
- Product design and specifications are subject to change without prior notice.
- The Hikvision firmware may contain errors known as errata which may cause the product to deviate from published specifications. Current characterized errata are available on request.
- Hikvision is not liable for any typing or printing errors.

Hikvision Digital Technology CO., Ltd.
No. 555 Qianmo Road, Binjiang District, Hangzhou 310051,
China
Tel: +86-571-8807-5998
FAX: +86-571-8993-5635
Email: overseabusiness@hikvision.com