

Thermal Network Bullet Camera & Turret Camera

V5.5.64 build 221104

Release Note

(2022-11-15)

1. Basic Information

Firmware Version	V5.5.64 build 221104
SDK Version	V6.1.9.3 build20220126
Play Lib	7.4.0.46 Win32_Base_Build20211116
iVMS-4200	V3.7.4.1 build20220412
Web Component	V4.0.1.0 build 221101
Behavior Analysis Algorithm Version	V1.9.3build20220818
Fire Source Detection Algorithm Version	V3.0.4build20220801
Temperature Measurement Algorithm Version	V2.1.4build20220527
Smoke Detection Algorithm Version	V2.3.0build20220325

2. New Features

2.1 Newly add **Other** type in Target Detection for VCA, which can be used for animal detection in farmland, highways, etc.

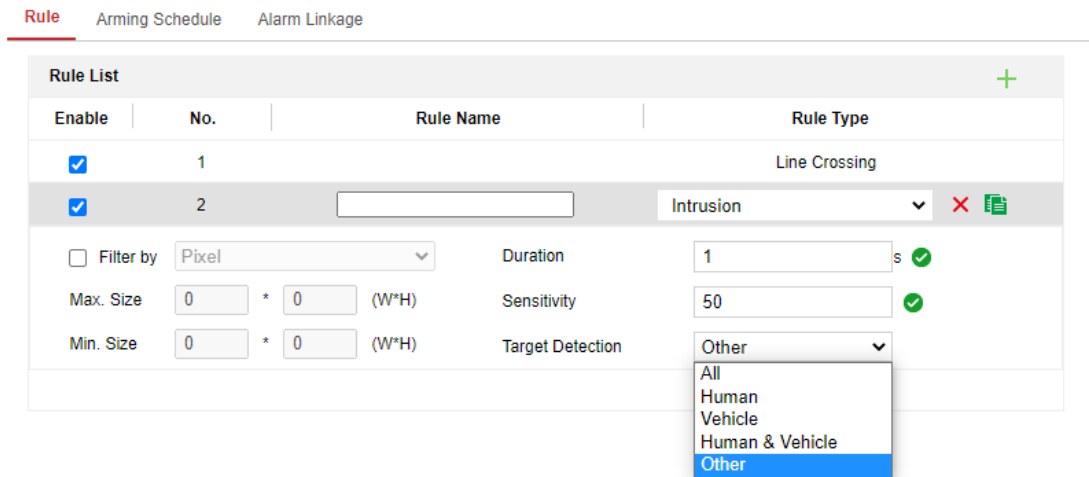


Figure 1

2.2 Support **Smoke Detection**, while using temperature exception for fire prevention, smoke detection can also be enabled to identify fires in covered areas. This feature is only supported by Bi-spectrum Thermography cameras.

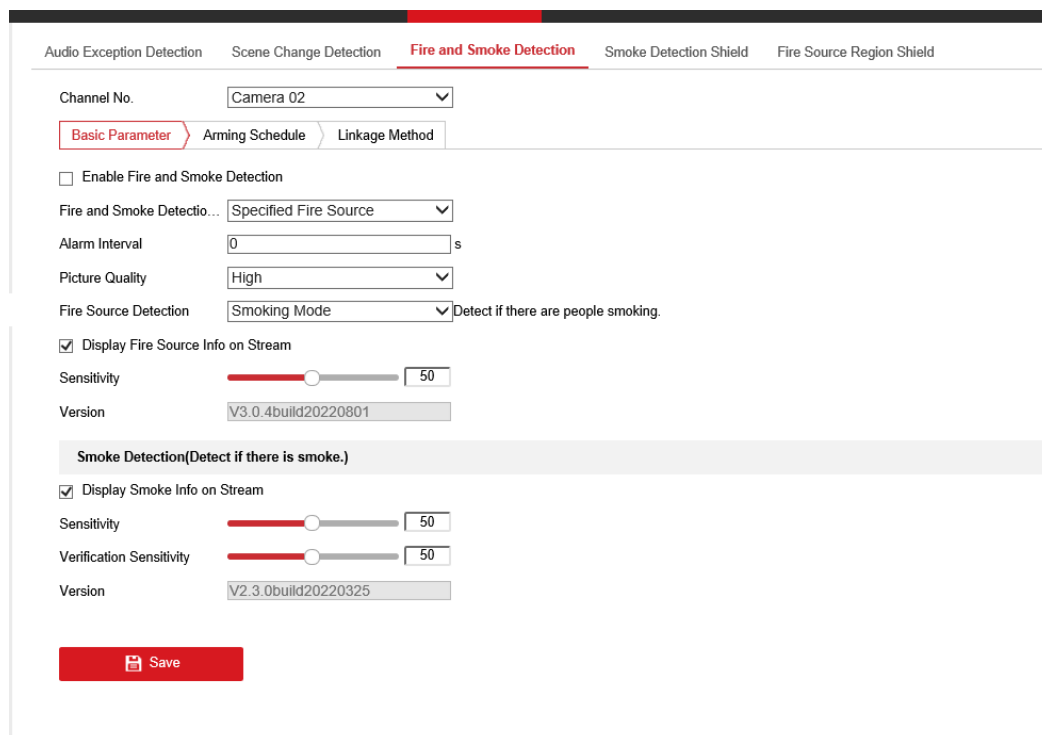


Figure 2

2.3 Support receiving fire and smoke alarms through HikConnect APP.

2.4 Newly add **POS Information Storage** function on the Storage Management page to improve the efficiency of troubleshooting for temperature measurement and fire prevention functions.

2.4.1 POS Information Storage function is enabled by default.

2.4.2 This function can be enabled on a storage media with a memory of 32 GB or larger.

2.4.3 Please format the storage media after manually enabling this function to make the setting take effect.

2.4.4. Enabling this function will occupy 16 GB of memory space by default.

2.4.5 It can print the start and end times of each POS record file using the SSH command **prtPosPart**.

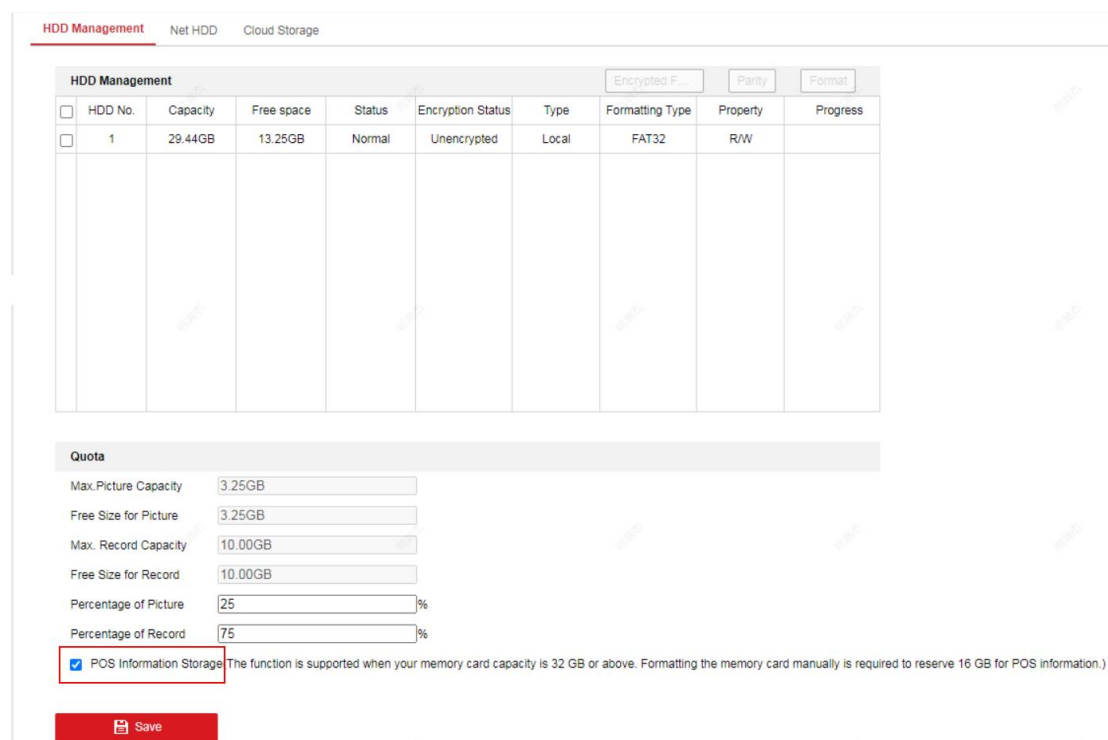


Figure 3

2.5 Support records of algorithm configuration. After the device is powered on, it records the configuration values and time stamps of the Forklift Filter and the Reflect Light Filter algorithm. When the configuration changes, it will record the values and time stamps before and after the change. A maximum of 50 records can be saved and

will be overwritten when it achieves 50 records, and the logs won't be lost with a restore performed. Algorithm configuration records can be exported from Diagnostic Information.

2.6 Support displaying the temperature measurement rule name, when the **Rule Name** is enabled and then go to expert temperature measurement mode, enter the name of the rule, then the rule name will be displayed on the live view and the alarm captures, and the rule ID number will not be displayed.

Basic Settings Advanced Settings Shield Region Linkage Method

Channel No. Camera 02

- Enable Temperature Measurement
- Enable Color-Temperature
- Display Temperature Info. on Stream
- Display Temperature in Optical Channel
- Display Max. Temperature
- Display Min. Temperature
- Display Average Temperature
- Rule Name

Position of Thermometry I... Near Target

Add Original Data on Capture

Figure 4

2.7 Newly add a pop-up window of the temperature measurement setting guidance when the temperature measurement function is enabled.

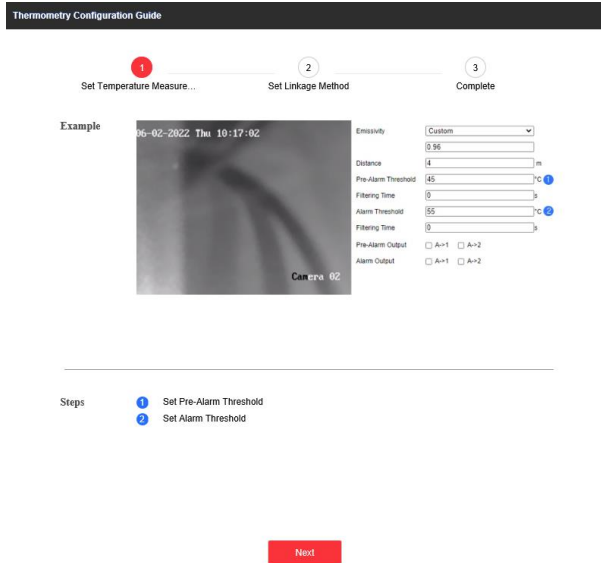


Figure 5

2.8 Support choosing the Picture Quality in temperature measurement and fire and smoke detection function, you can reduce the picture size to better support transmitting alarm through NVR.

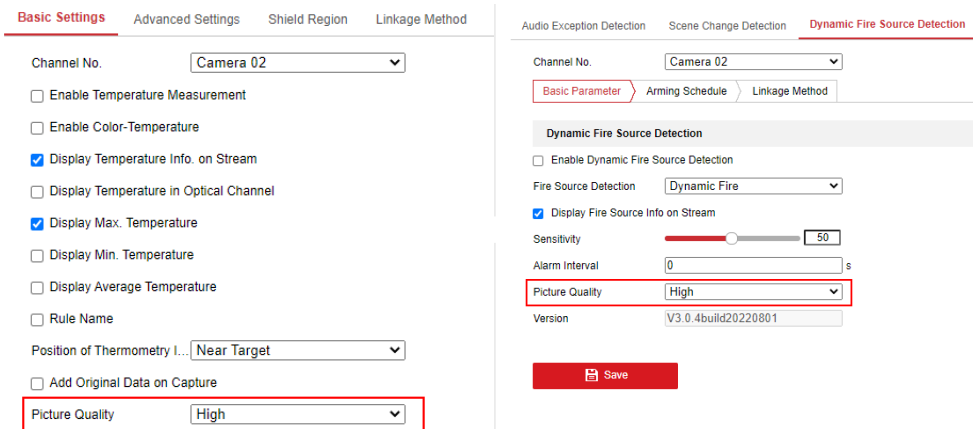


Figure 6

2.9 Newly add Scene Change Detection. For some scenes, the camera can't be moved after it is installed, after enabling this function, if someone moves the camera, the Scene Change Detection can trigger an alarm.

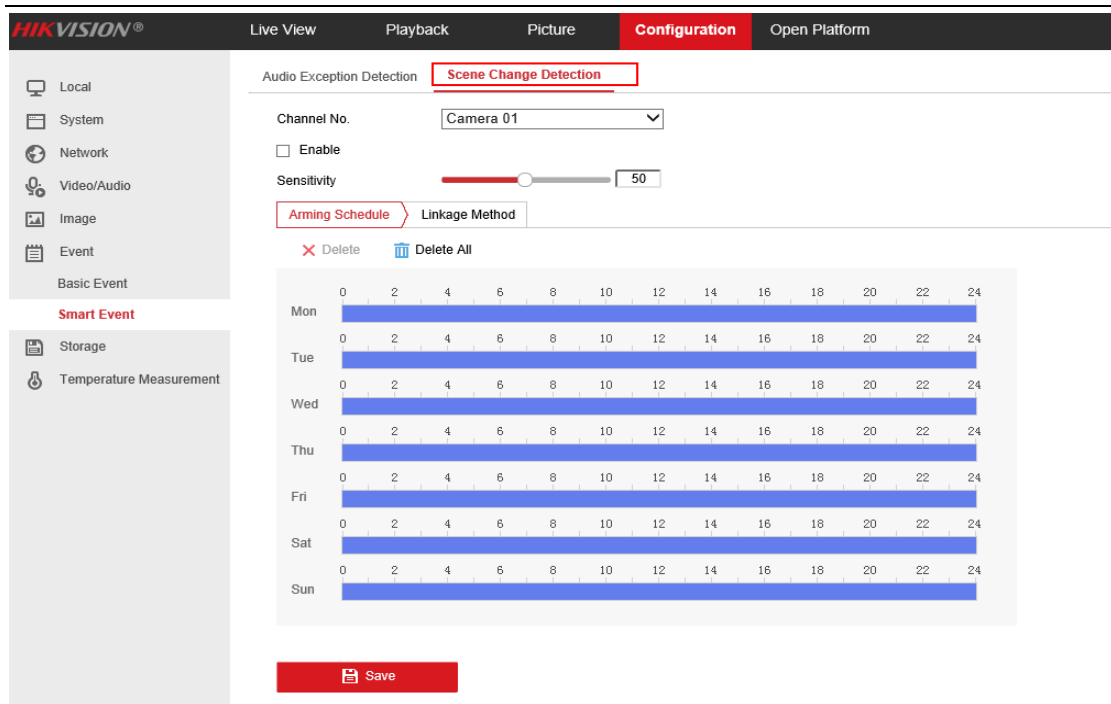


Figure 7

2.10 Newly add **Open Platform** mode in VCA Resource Type, it supports the installation, operation, deletion and algorithm detection of the third-party APP and this feature is only supported by specific models.

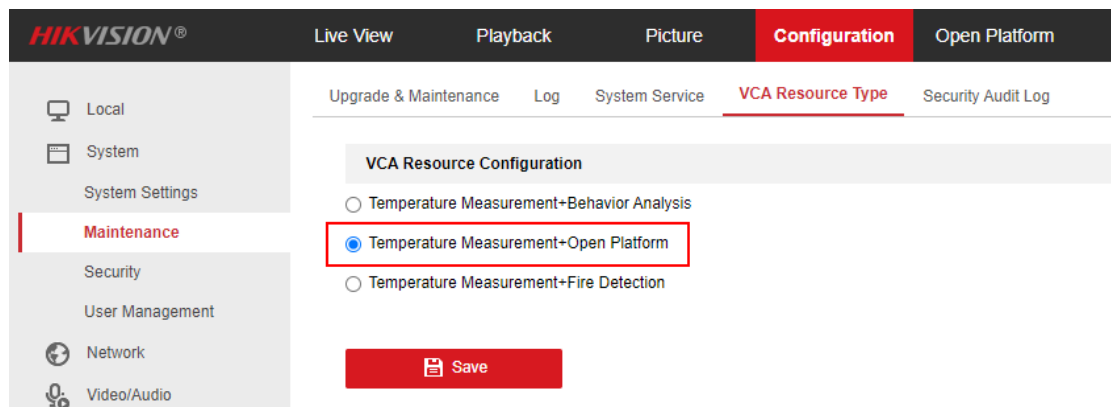


Figure 8

2.10.1 In **Temperature Measurement + Open Platform** mode, it does not support Hikvision Behavior Analysis and Smart Linkage features, and in temperature measurement, it does not support Forklift Filter, Reflect Light Filter, ARC Alarm Center, Motion Detection and Video Tempering features.

2.10.2 Support APP storage

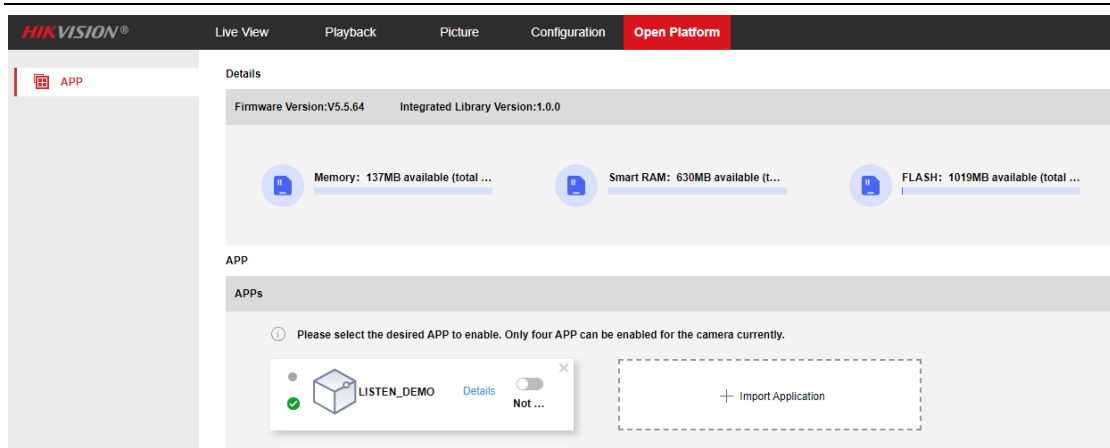


Figure 9

2.10.3 Click **Import Application** to import the third-party APP. Up to 4 apps can be imported. Up to 4 apps can be enabled at the same time under the hardware resources limitation.

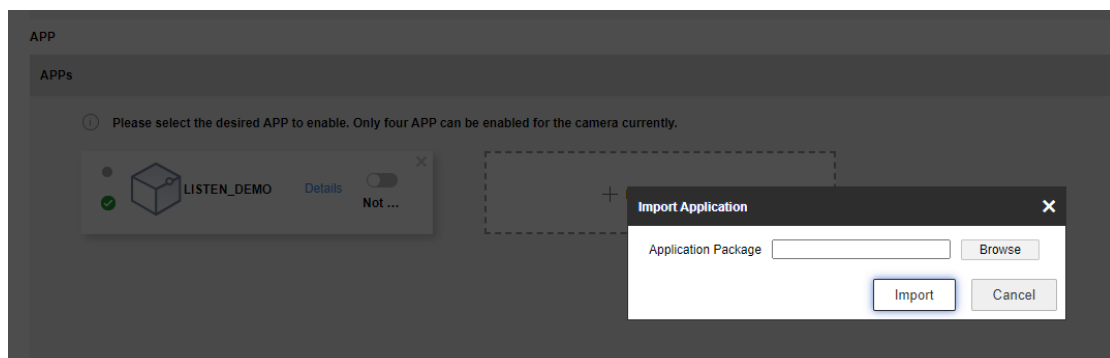


Figure 10

2.10.4 Some apps can only run after importing licenses and activating them. The license is generated by the TPP Portal platform, please refer to the manual of the TPP Portal platform for details.

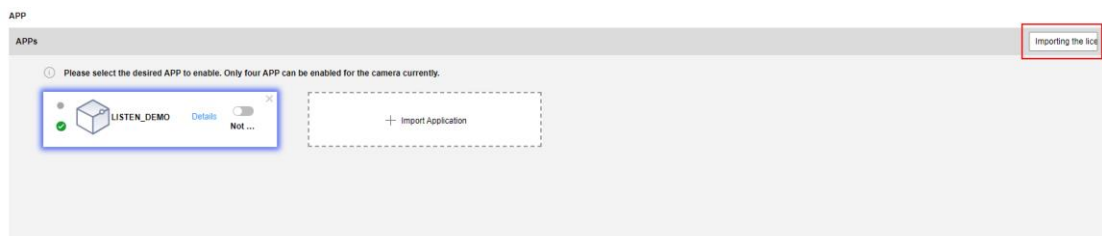


Figure 11

2.11 Newly add **Outline** Font Color for OSD displaying.

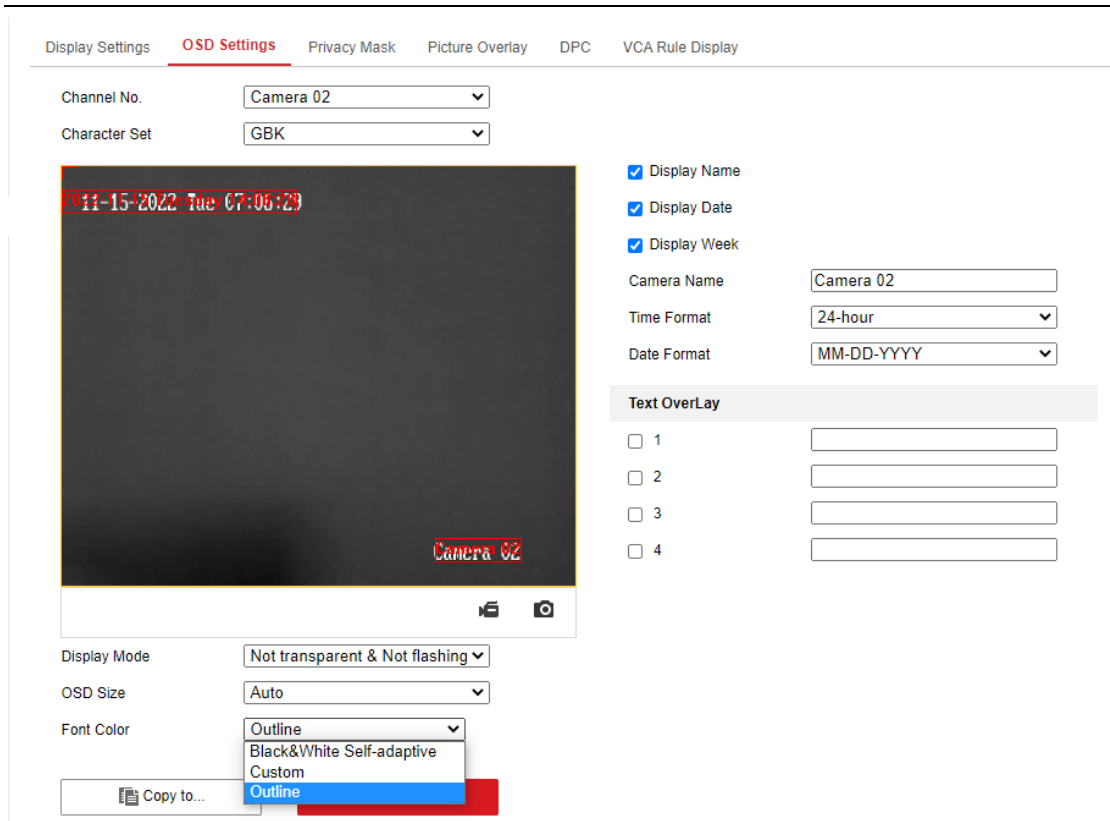


Figure 12

2.12 Move the **VCA Camera Calibration** function to the **Advanced Configuration** page for 160 and 256 thermal resolution camera models.

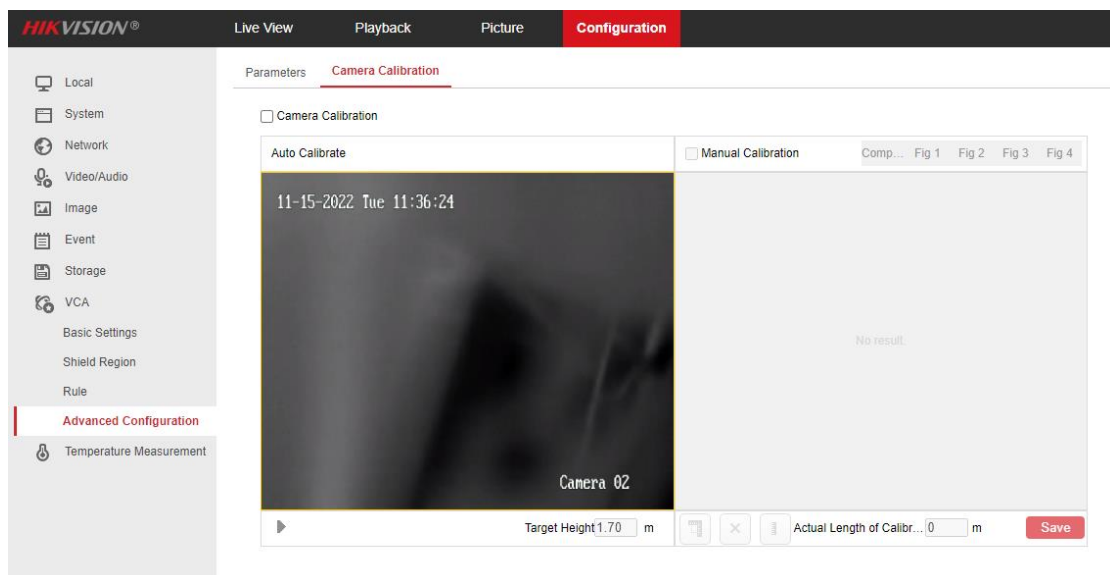


Figure 13

2.13 Optimize the Forklift Filter feature, add **Display Filtering Status** option and **Filtering Temperature** settings. For the detected forklift target, it will detect whether

the high-temperature point exceeds the filtering temperature threshold value, and if it exceeds, no forklift filtering is performed. Please note that the Filtering Temperature feature is only supported by Thermography Camera models.

The screenshot displays two configuration sections: 'Reflect Light Filter' and 'Forklift Filter'. The 'Reflect Light Filter' section includes an unchecked checkbox for 'Enable Reflect Light Filter', a 'Sensitivity' slider set to 50, and a 'Restart Algorithm Library' button. The 'Forklift Filter' section includes a checked checkbox for 'Enable Forklift Filter', a checked checkbox for 'Display Filtering Status' (highlighted with a red box), a 'Filter Level' slider set to 'Low', a 'Filtering Temperature' input field set to 300 °C (highlighted with a red box), a note stating 'Forklifts can be filtered only when their temperature is lower than the filtering temperature.', and a 'Restart Algorithm Library' button. A red 'Save' button is located at the bottom of the configuration area.

Figure 14

2.14 When adding a rule for VCA, the default rule name is rule 1. If rule 1 already exists, it defaults to rule 2, and so on.

2.15 Newly add a brief description for some settings on Fire and Smoke Detection configuration page.

Audio Exception Detection Scene Change Detection **Fire and Smoke Detection** Smoke Detection Shield Fire Source Region Shield

Channel No.

Basic Parameter Arming Schedule Linkage Method

Enable Fire and Smoke Detection

Fire and Smoke Detectio...

Alarm Interval s

Picture Quality

Fire Source Detection Detect if there are people smoking.

Display Fire Source Info on Stream

Sensitivity

Version

Smoke Detection (Detect if there is smoke.)

Display Smoke Info on Stream

Sensitivity

Verification Sensitivity

Version

Figure 15

3 Supported Product List

Device with 160 resolution			
DS-2TD1217-2/QA	DS-2TD1217-3/QA	DS-2TD1217-6/QA	
DS-2TD2617-3/QA	DS-2TD2617-6/QA	DS-2TD2617-10/QA	
Device with 256 resolution			
DS-2TD1228-2/QA	DS-2TD1228-3/QA	DS-2TD1228-7/QA	
DS-2TD1228T-2QA	DS-2TD1228T-3QA	DS-2TD1228T-7/QA	
DS-2TD2628-3/QA	DS-2TD2628-7/QA	DS-2TD2628-10/QA	
DS-2TD2628T-3QA	DS-2TD2628T-7QA	DS-2TD2628T-10/QA	
DS-2TD2528T-3/Q	DS-2TD2528T-7/Q	DS-2TD2528T-10/Q	
Device with 384 resolution			
DS-2TD2138-4/Q	DS-2TD2138-35/Q	DS-2TD2138-10/QY	DS-2TD2138-25/QY
DS-2TD2138-7/Q	DS-2TD2138-4/QY	DS-2TD2138-13/QY	DS-2TD2138-35/QY
DS-2TD2138-10/Q	DS-2TD2138-7/QY	DS-2TD2138-15/QY	DS-2TD2138-15/QY(B)
DS-2TD2137T-4/Q	DS-2TD2137T-4/QY	DS-2TD2137T-7/QY	DS-2TD2138-15/QY(B)
DS-2TD2637-7/Q	DS-2TD2637-10/Q	DS-2TD2637-15/Q	DS-2TD2637-25/Q

DS-2TD2637-35/Q	DS-2TD2637T-7/Q	DS-2TD2637T-10/Q	DS-2TD2637T-15/Q
DS-2TD2637-7/QY	DS-2TD2637-10/QY	DS-2TD2637-15/QY	DS-2TD2637-25/QY
DS-2TD2637-35/QY	DS-2TD2637T-7/QY	DS-2TD2637T-10/QY	DS-2TD2637T-15/QY
DS-2TD2537T-4/Q	DS-2TD2537T-10/Q	DS-2TD2537T-15/Q	DS-2TD2537T-4Y/Q

4 Third-party Integration

Thermal camera Version	V5.5.64 build 221101				
Test equipment	Milestone	Mirasys	Seetec	ONSSI	Axxonsoft
Version	Milestone XProtect series with Corporate 2017 R2	VMS Enterprise, VMS Pro	Cayuga R10	Ocularis 5.4(5.4.0.128)	Intellect 4.10.1
Live view(display VCA info)	√	×	×	×	√
Live view(display Fire point info)	×	×	×	×	×
Live view(display Temperature info)	×	√	×	×	×
Receive VCA Alarm info	√	√	√	√	√
Receive Dynamic Fire Detection info	√	√	×	×	×
Receive Temperature info	√	√	×	×	×
Tips	1. All thermal cameras support Onvif. 2. We have integrated with Mirasys to provide professional solution such as temperature analysis and historical analysis. 3. We integrated with milestone to show the VCA info by metadata, and the integration of different version of Milestone is as below.				

5 Client and Platform Compatibility

Thermal camera Version	V5.5.64 build 221101		
Test equipment	iVMS-4200	I series NVR	IE explorer
Version	V3.8.2.2 build20221017	DS-96XX-I16 NVR V4.1.50 180227	IE10+
Live view(display VCA info)	√	√(Web,4200)	√
Live view(display Fire point info)	√	√(Web,4200)	√
Live view(display Temperature info)	√	√(Web,4200)	√
Remote setup VCA rules (Line Crossing,Intrusion,Region Entrance,Region Exiting)	√	√(Web)	√
Setup Dynamic Fire Detection	√	√(4200, only support linkage)	√
Setup Temperature Measurement	√	√(4200, only support linkage)	√
Receive VCA Alarm info	√	√(4200)	×
Receive Dynamic Fire Detection info	√	√(4200)	×
Receive Temperature info	√	√(4200)	×
Playback(display VCA info)	√	√(Web,4200)	√
Playback(display Fire point info)	√	√(Web,4200)	√
Playback(display Temperature info)	√	√(Web,4200)	√

Customer Impact and Recommended Action

This update refers to function/compatibility improvement and will take effect automatically after the Date of Change. We are very sorry for any inconvenience of

use-habit changes caused by this action.

For any questions and request for this firmware, please contact our local technical support team.

Remarks:

- Hikvision reserves the right to change, alter or withdraw the above notification without prior notice.
- Product design and specifications are subject to change without prior notice.
- The Hikvision firmware may contain errors known as errata which may cause the product to deviate from published specifications. Current characterized errata are available on request.
- Hikvision is not liable for any typing or printing errors.

Hikvision Digital Technology CO., Ltd.
No. 555 Qianmo Road, Binjiang District, Hangzhou 310051,
China
Tel: +86-571-8807-5998
FAX: +86-571-8993-5635
Email: overseabusiness@hikvision.com