

Thermal Network PTZ Camera

Version:V5.5.45 build220224

Release Note

(2022-03-07)

1. General Information

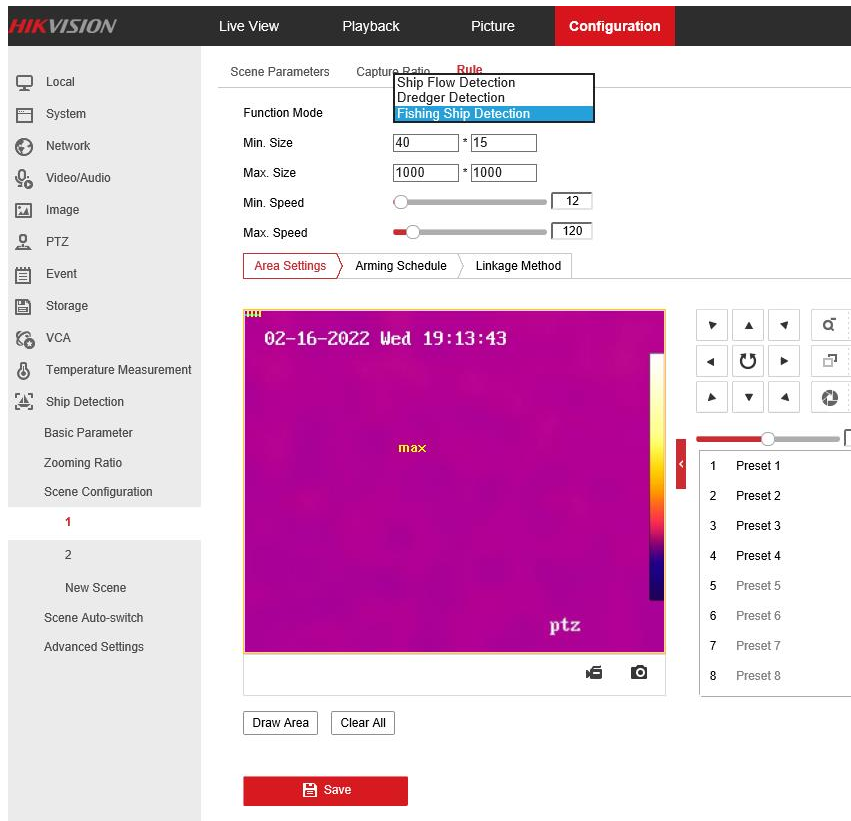
Firmware Version	V5.5.45 build 220224
SDK Version	V6.1.7.35_build20210706
Play Lib	V7.4.0.46
Web Component/Plugin Version	V4.0.1.0 build 220110/3.0.7.42
Temperature Measurement Algorithm Version	V2.1.0build20210607
VCA Algorithm Version	V1.9.1build20220119
Ship Detection Algorithm Version	V2.0.1build20210729
Smoke Detection Algorithm Version	V2.2.0build20201110
Fire Detection Algorithm Version	V4.0.3build20210818

2. V5.5.45 Key Update

A. New Features

1) Ship detection

All the cameras in the support product list except Mini Positioning System have this function.



Using deep learning algorithm to detect vessels, which can realize ship flow detection, dredger detection and fishing ship detection.

2) Ship Tracking & Center Capture

When the target triggers alarm, it can accomplish continuous tracking and capture a image by centering the ship in the optical channel. **Ship tracking and center capture are mutually exclusive.** When enabled at the same time, ship tracking has a higher priority.

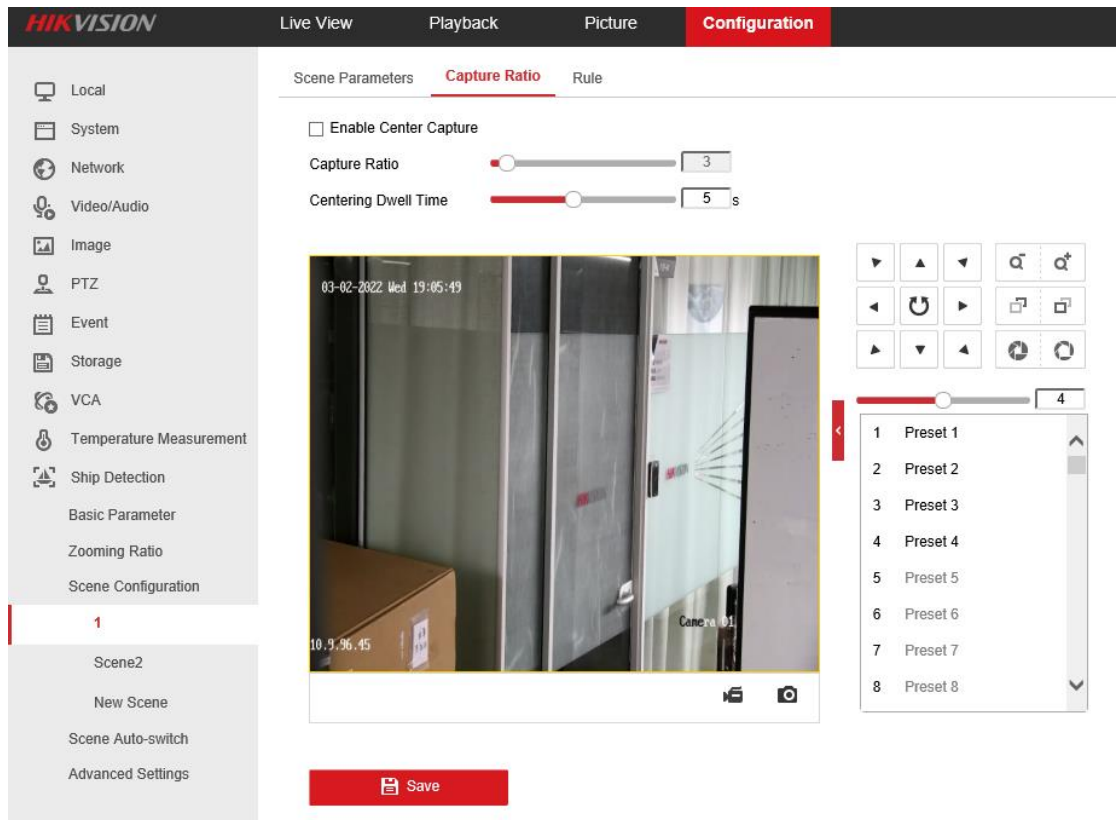
- On the Scene Parameters page, Support to enable tracking and set tracking parameters.

The screenshot displays the Hikvision web interface for configuring scene parameters. The top navigation bar includes 'Live View', 'Playback', 'Picture', and 'Configuration'. The left sidebar lists various system settings, with 'Scene Configuration' selected. The main configuration area is divided into three tabs: 'Scene Parameters', 'Capture Ratio', and 'Rule'. Under 'Scene Parameters', the following settings are visible:

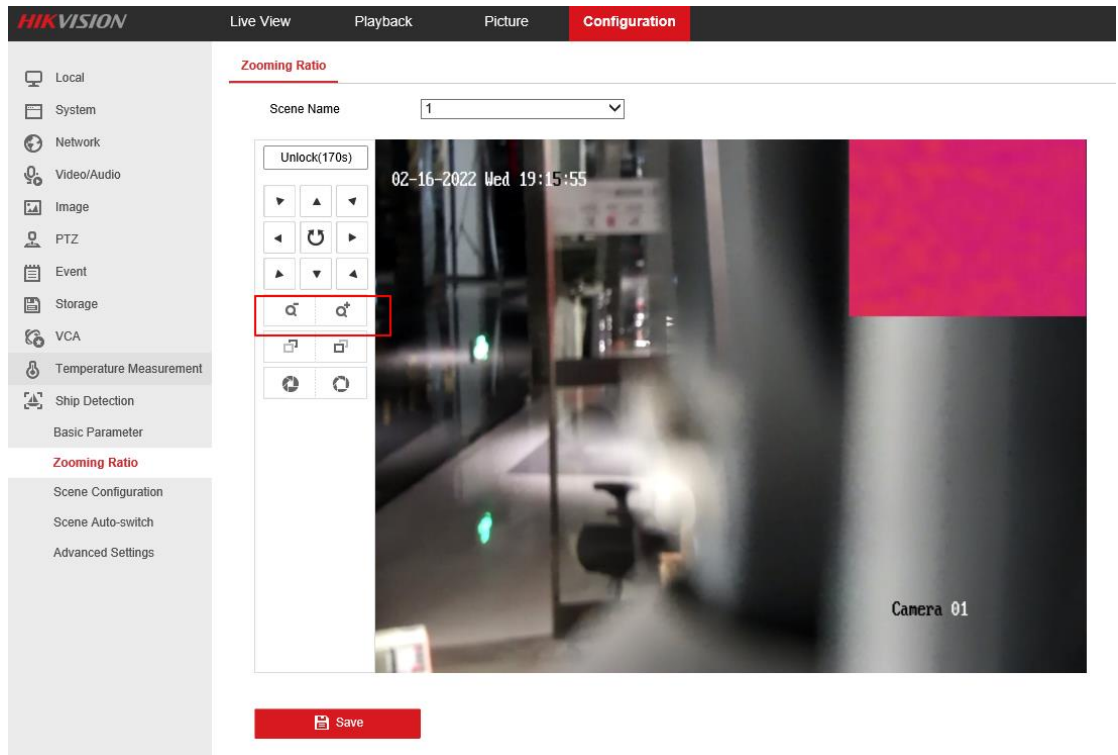
- Scene Name: 1
- Display Scene Name
- Channel No.: Camera 02
- Scene Ratio: 1
- Track: Center capture is not supported after enabling tracking.
- Tracking Duration: 0
- Post-tracking: 3
- Limited Tracking
- Auto-tracking Limits: Set Up Limit, Call, Set Left Limit, Call, Set Down Limit, Call, Set Right Limit, Call

The central video preview window shows a purple screen with the text '02-16-2022 Wed 19:14:30' and 'ptz'. To the right of the preview is a PTZ control panel with directional buttons and a list of 8 presets. A 'Save' button is located at the bottom of the configuration area.

- The ship-centered captures with the set capture ratio will be uploaded when a ship detection alarm is triggered.



- On the tracking rate configuration page, Support to configure the tracking rate of optical channel in various scenarios.



- 3) Support displaying online users
Support to display the online users, including user name, user type, ip address and

operating time.

The screenshot shows the Hikvision web interface with the 'Configuration' tab selected. The left sidebar contains various system settings categories. The main content area is titled 'User Management' and 'Online Users'. It features a 'User List' table with the following data:

No.	User Name	Level	IP Address	User Operation Time
1	admin	Administrator	10.20.96.113	2022-02-16 19:15:46

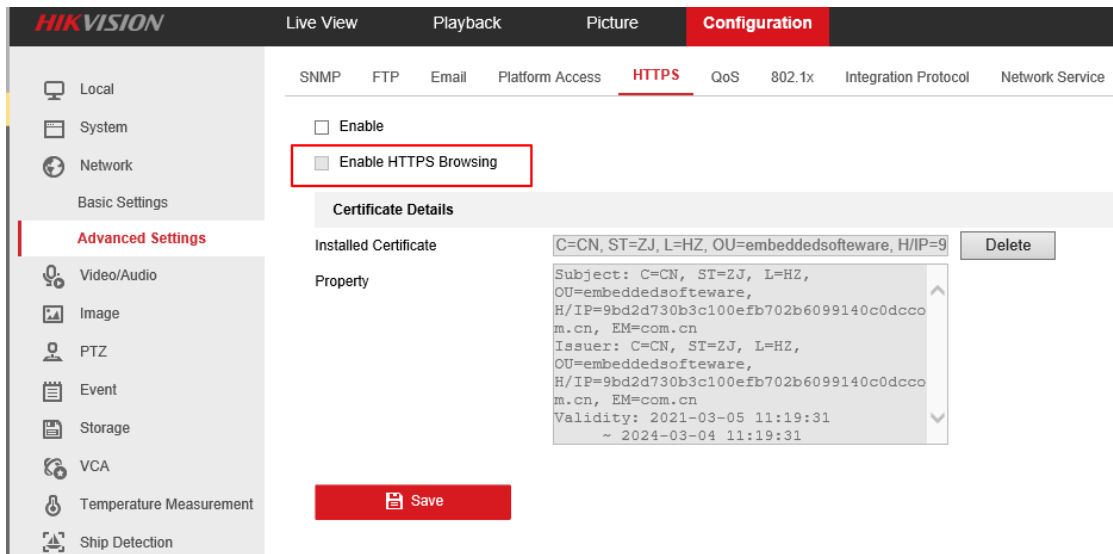
- 4) Support TLS V1.2.
TLS1.2 by default, which improves the security.

The screenshot shows the Hikvision web interface with the 'Configuration' tab selected. The left sidebar contains various system settings categories. The main content area is titled 'Network Service' and shows the following configuration options:

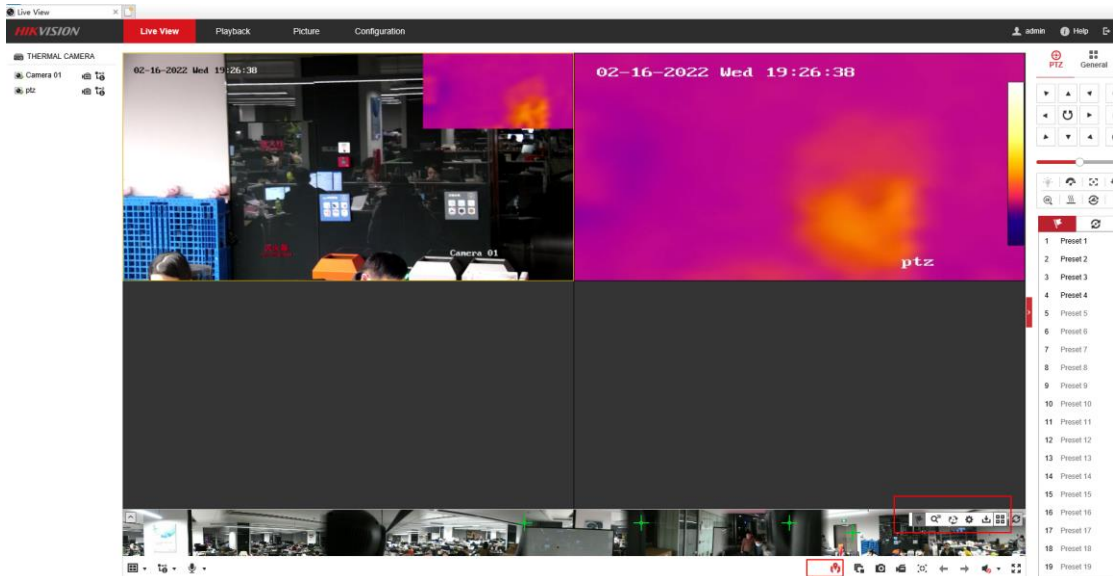
- Enable WebSocket
- Enable WebSockets
- Enable TLS1.1
- Enable TLS1.2

A red 'Save' button is visible below the configuration options.

- 5) Support to redirect to https automatically, which improves the security.

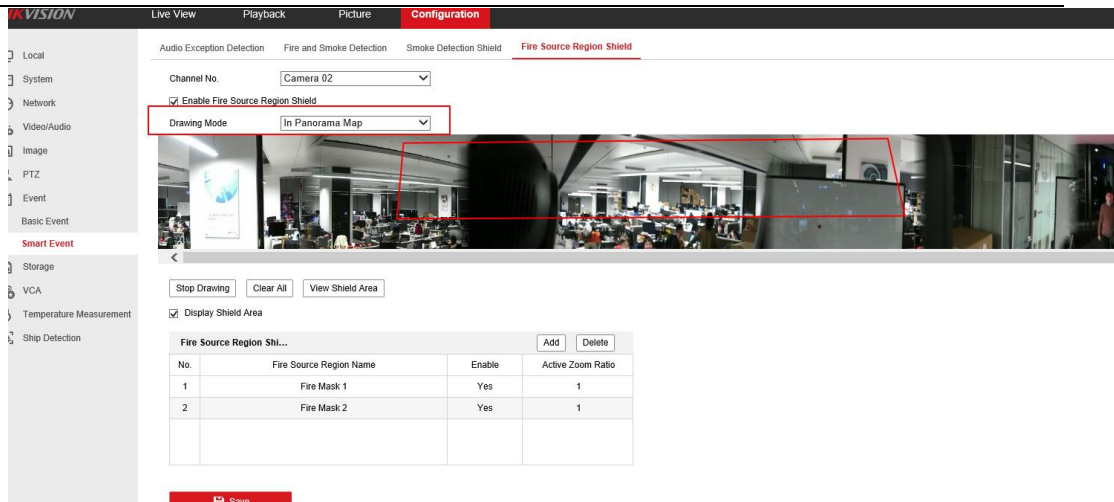


6) Support Panoramic map in optical channel (those models below are excluded).



DS-2TD8167-150ZE2F/W	DS-2TD8167-190ZE2F/W	DS-2TD8167-190ZE2F/W
DS-2TD8167-230ZG2F/WY	DS-2TD8167-230ZG2F/W	DS-2TD8167-230ZM2F/W

7) Support to draw " fire source region shield " in Panorama map.



Notes:

- Mirror is forbidden when drawing the shield area in Panorama map.
- When drawing the shield area in Panorama map, the width of shield area should be less than 1/5 of the whole map.
- Because of some deviation between the dual-channel axis and panorama stitching algorithm, the actual area displayed in the thermal channel prevails.

B. Optimizations:

1) Font adjustment

In white hot, black hot, and the ice fire mode, the color of normal, pre-alarm, alarm are green, yellow, red.


While in the rest of the palette mode, the color of normal, pre-alarm, alarm are white, yellow, red, and the font size by default are 20.



- 2) When reflect light filter & forklift filter work, OSD will display filter on. Users can use the two functions by enabling them in the below page.

Reflect Light Filter

Enable Reflect Light Filter

Sensitivity  50

Restart VCA

Forklift Filter

Enable Forklift Filter

Display Filtering Status

Restart VCA

- 3) Increase the limit of tolerance temperature to 32.

Alarm Rule

Alarm Rule

Alarm Temperature °C

Filtering Time s

Pre-Alarm Temperature °C

Filtering Time s

Tolerance Temperature °C

Pre-Alarm Output A->1 A->2

Alarm Output A->1 A->2

- 4) Improve the stability of focus (for 190Z, 230Z model).
- 5) Improve the stability of zoom, focus when the working temperature is less than -32°C.
- 6) Smoke detection improvement
Improve the smoke detection algorithm, which can support detect black smoke.

3. Supported Product List

A. 4XXX series

DS-2TD4137-25/W	DS-2TD4137-50/W	DS-2TD4167-25/W
DS-2TD4167-50/W	DS-2TD4137-25/WY	DS-2TD4137-25/WY
DS-2TD4167-50/WY	DS-2TD4167-25/WY	DS-2TD4137T-9/W
DS-2TD4137T-25/W	DS-2TD4167T-9/W	DS-2TD4167T-25/W
DS-2TD4228-10/W	DS-2TD4228T-10/W	

B. Mini Positioning System series

DS-2TD5537T-7/W	DS-2TD5537T-15/W	DS-2TD5537T-25/W
DS-2TD5567T-7/W	DS-2TD5567T-15/W	DS-2TD5567T-25/W

C. 62XX series

DS-2TD6237-50H4L/W	DS-2TD6237-75C4L/W	DS-2TD6267-50H4L/W
DS-2TD6267-75C4L/W	DS-2TD6267-75C4L/WY	DS-2TD6267-100C4L/W
DS-2TD6267-100C4L/WY	DS-2TD6237T-25H4L/W	DS-2TD6237T-50H4L/W
DS-2TD6267T-25H4L/W	DS-2TD6267T-50H4L/W	

D. 81XX series:

DS-2TD8167-150ZE2F/W	DS-2TD8167-150ZC4F/W	DS-2TD8167-190ZE2F/W
DS-2TD8167-190ZE2FL/W	DS-2TD8167-190ZE2F/WY	DS-2TD8167-230ZG2F/W
DS-2TD8167-230ZG2FL/W	DS-2TD8167-230ZG2F/WY	



First Choice for Security Professionals

Thermal cameral Version		V5.5.45 build 220122	
Test equipment	iVMS-4200	I series NVR	IE explorer
Version	V3.6.6.2 build20211119	DS-7632N-I2/16P V4.22.005 build 191208	IE10+
Live view(display VCA info)	√	√(Web,4200)	√
Live view(display Fire point info)	√	√(Web,4200)	√
Live view(display Temperature info)	√	√(Web,4200)	√
Remote setup VCA rules (Line Crossing,Intrusion,Region Entrance,Region Exiting)	√	√(Web)	√
Setup Dynamic Fire Detection	√	√(4200, only support linkage)	√
Setup Temperature Measurement	√	√(4200, only support linkage)	√
Receive VCA Alarm info	√	√(4200)	×
Receive Dynamic Fire Detection info	√	√(4200)	×
Receive Temperature info	√	√(4200)	×
Playback(display VCA info)	√	√(Web,4200)	√
Playback(display Fire point info)	√	√(Web,4200)	√
Playback(display Temperature info)	√	√(Web,4200)	√

Test equipment	Milestone	Avigilon	Exacqvision	Digifort
Version	Milestone Xprotect Management Client 2020R3 20.3a	Avigilon 7.2.2.0	(20.06.2.0) Jun 11 2020	7.3.0.1
Live view(display VCA info)	√	×	×	×
Live view(display Fire point info)	×	×	×	×
Live view(display Temperature info)	×	×	×	×
Receive VCA Alarm info	√	√	√	√
Receive Dynamic Fire Detection info	√	√	√	√
Receive Temperature info	√	√	√	√