

Title:	How to Upgrade Hybrid SAN Firmware to V232-6 (via web)	Version:	v1.0	Date:	04/29/2020
Product:	Hybrid SAN			Page:	1 of 4

Preparation

1. The status of Hybrid SAN must be **Working**



2. Support V231-4MC versions to upgrade
3. V232-6 Firmware
Please check the capacity of each patch after you download from the FTP.

1storos-201606141705-B_OS-BiosSize-915.bin	2018/11/6 16:09	BIN 文件	96 KB
2storos-201705091035-C_CVR231-4_CVR232-6-hk9000server316-9_add_upgradeserver-91X.bin	2018/11/6 16:09	BIN 文件	290 KB
3storos-201707100859-Multi-CVR-V2.3.2-6_FW_OS_CVR-STD-COSTOM-suse_x64-91X.bin	2018/11/6 16:14	BIN 文件	176,097 KB
4storos-201409291645-naz_db_init_CVR_V231-suse_x64-91X.bin	2018/11/6 16:14	BIN 文件	15 KB

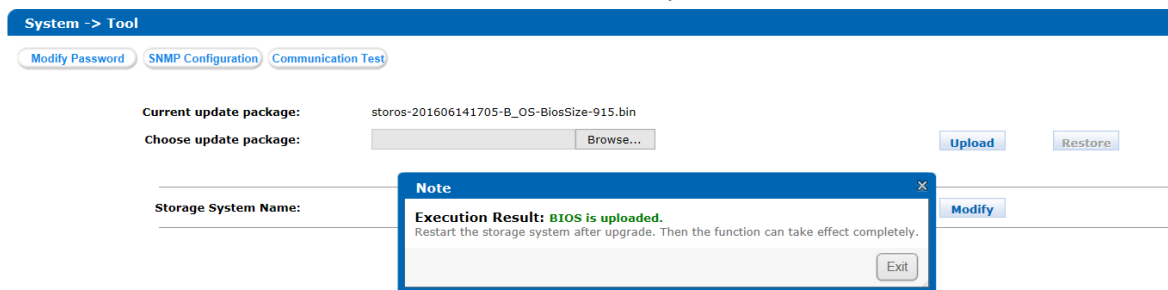
Title:	How to Upgrade Hybrid SAN Firmware to V232-6 (via web)	Version:	v1.0	Date:	04/29/2020
Product:	Hybrid SAN			Page:	2 of 4

How to Upgrade Hybrid SAN Firmware to V232-6 (via web)

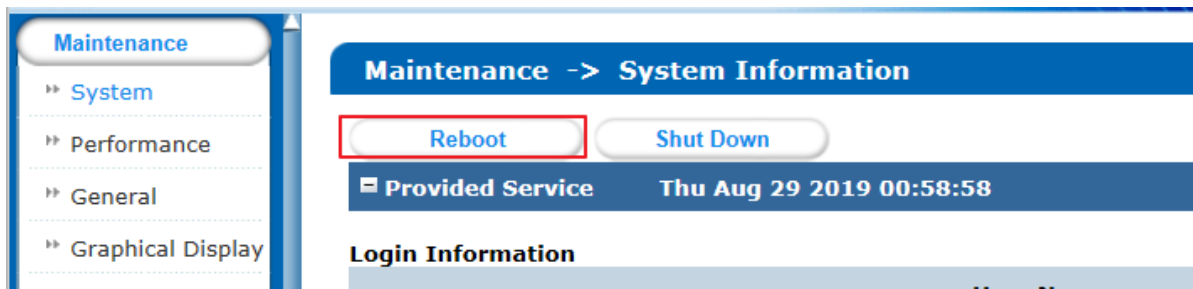
1. Upgrade **1storos-201606141705-B_OS-BiosSize-915**

Note:

Please wait several minutes until it shows below tips



2. Reboot

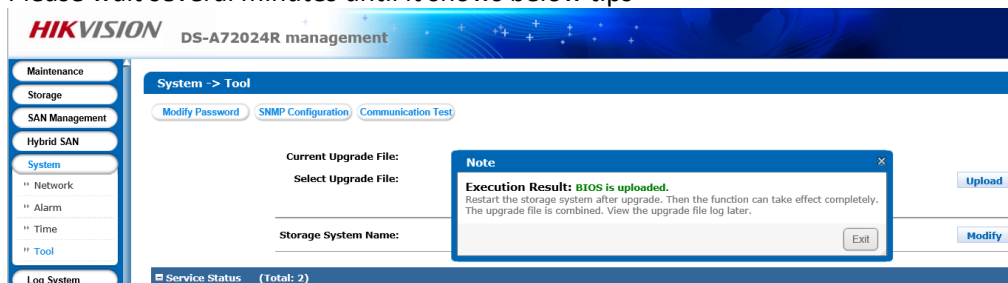


3. Upgrade **2storos-201705091035-C_CVR231-4_CVR232-6-hk9000server316-9_add_upgradeserver-91X**

4. Upgrade **3storos-201707100859-Multi-CVR-V2.3.2-6_FW_OS_CVR-STD-COSTOM-suse_x64-91X**

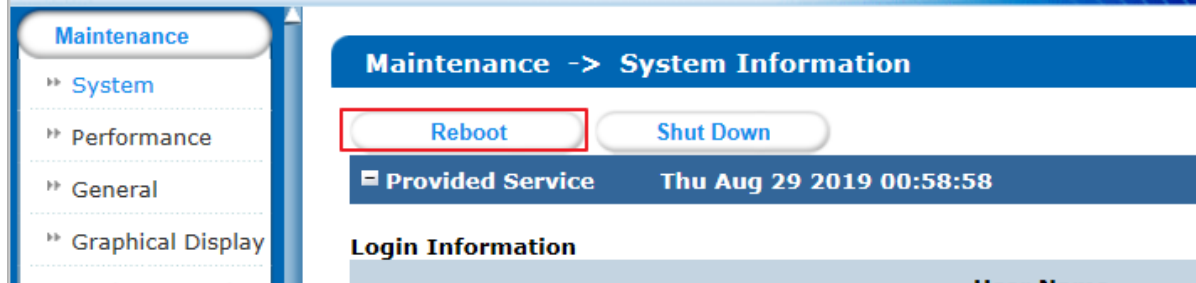
Note:

Please wait several minutes until it shows below tips



Title:	How to Upgrade Hybrid SAN Firmware to V232-6 (via web)	Version:	v1.0	Date:	04/29/2020
Product:	Hybrid SAN	Page:	3 of 4		

- 5. Upgrade **4storos-201409291645-naz_db_init_CVR_V231-suse_x64-91X**
- 6. Reboot



First Choice for Security Professionals
HIKVISION Technical Support



Title:	How to Upgrade Hybrid SAN Firmware to V232-6 (via web)	Version:	v1.0	Date:	04/29/2020
Product:	Hybrid SAN			Page:	4 of 4