

Title:	How to Upgrade Hybrid SAN Firmware to V234 (via web)	Version:	v1.0	Date:	04/29/2020
Product:	Hybrid SAN			Page:	1 of 4

Preparation

1. The status of Hybrid SAN must be **Working**



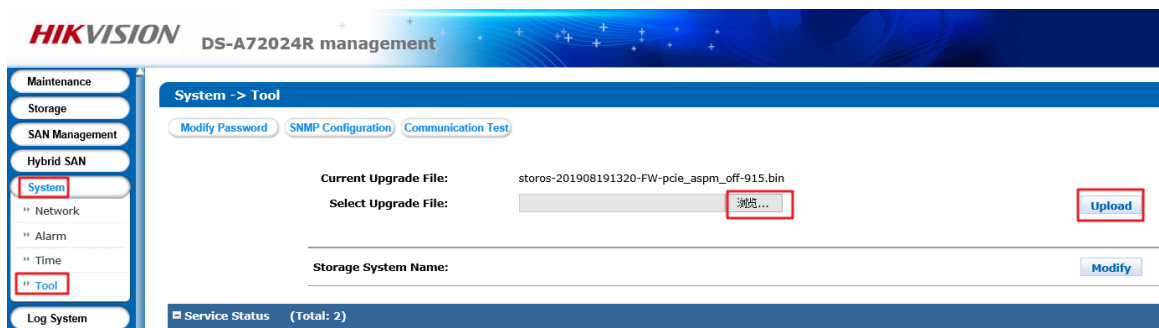
2. Support V232-6 and above versions to upgrade, Version below V232-6 please upgrade to V232-6 first
3. V234 Firmware
Please check the capacity of each patch after you download from the FTP.

1storos-201705091035-C_CVR231-4_CVR232-6-hk9000server316-9_add_upgradeserver-91X.bin	2018/11/6 16:14	BIN 文件	290 KB
2storos-201606141705-B_OS-BiosSize-915.bin	2018/11/6 16:14	BIN 文件	96 KB
3storos-201711290824-Multi-CVR-V2.3.4_FW_OS_CVR-STD-COSTOM-suse_x64-91X.bin	2018/11/6 16:14	BIN 文件	176,235 KB
4storos-201409291645-naz_db_init_CVR_V231-suse_x64-91X.bin	2018/11/6 16:14	BIN 文件	15 KB

Title:	How to Upgrade Hybrid SAN Firmware to V234 (via web)	Version:	v1.0	Date:	04/29/2020
Product:	Hybrid SAN			Page:	2 of 4

How to Upgrade Hybrid SAN Firmware to V234 (via web)

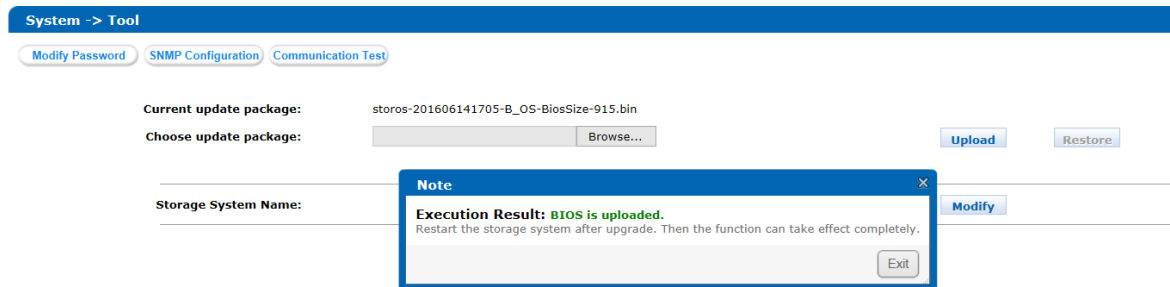
1. Upgrade 1storos-201705091035-C_CVR231-4_CVR232-6-hk9000server316-9_add_upgradeserver-91X



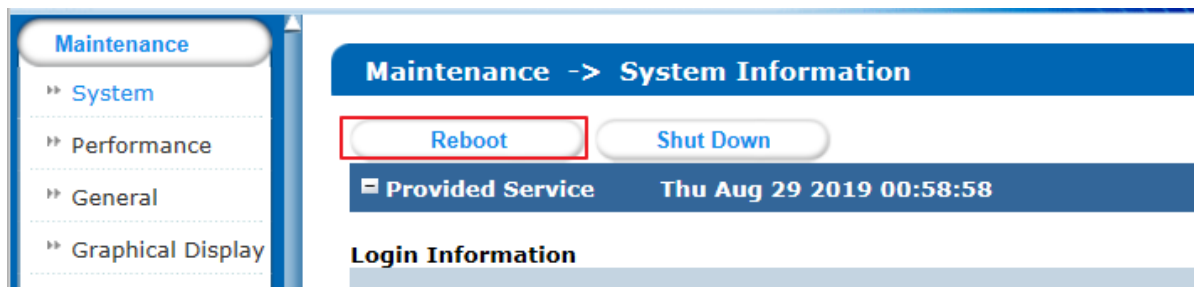
2. Upgrade 2storos-201606141705-B_OS-BiosSize-915

Note:

Please wait several minutes until it shows below tips



3. Reboot

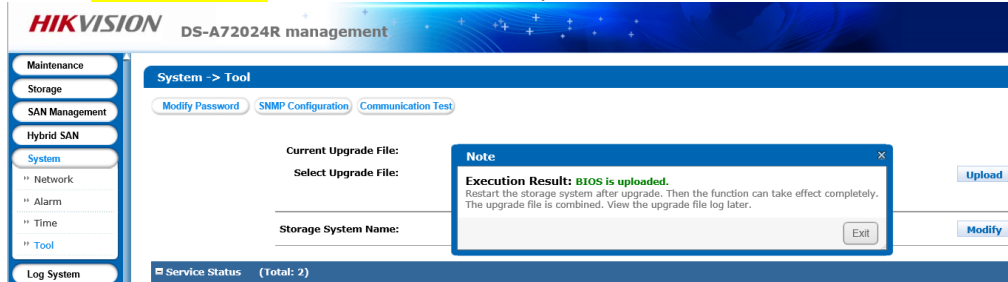


Title:	How to Upgrade Hybrid SAN Firmware to V234 (via web)	Version:	v1.0	Date:	04/29/2020
Product:	Hybrid SAN			Page:	3 of 4

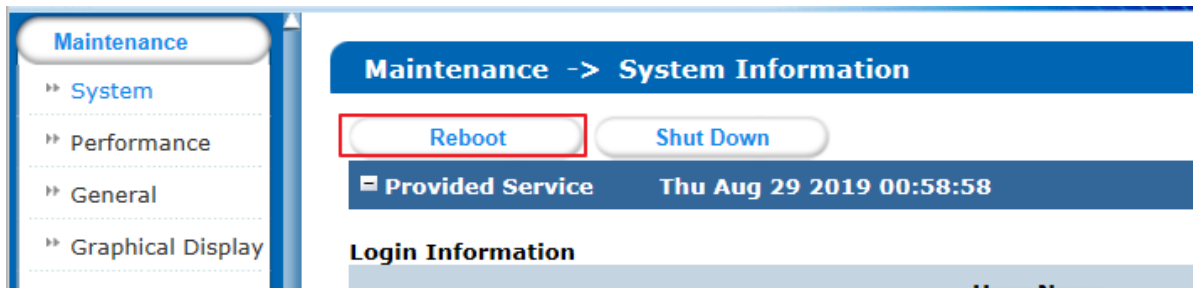
4. Upgrade 3storos-201711290824-Multi-CVR-V2.3.4_FW_OS_CVR-STD-COSTOM-suse_x64-91X

Note:

Please wait 3 minutes after it shows below tips

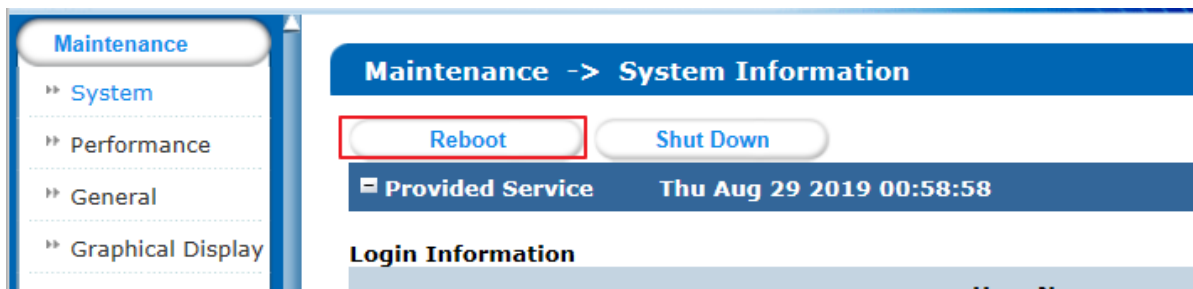


5. Reboot



6. Upgrade 4storos-201409291645-naz_db_init_CVR_V231-suse_x64-91X

7. Reboot



First Choice for Security Professionals
HIKVISION Technical Support



Title:	How to Upgrade Hybrid SAN Firmware to V234 (via web)	Version:	v1.0	Date:	04/29/2020
Product:	Hybrid SAN			Page:	4 of 4