

Title:	How to Upgrade Hybrid SAN Firmware to V234-3 (via web)	Version:	v1.0	Date:	04/29/2020
Product:	Hybrid SAN			Page:	1 of 4

Preparation

1. The status of Hybrid SAN must be **Working**



2. Support V232-6 and above versions to upgrade, Version below V232-6 please upgrade to V232-6 first
3. V234-3 Firmware
Please check the capacity of each patch after you download from the FTP.

1storos-201606141705-B_OS-BiosSize-915.bin	2018/11/6 16:14	BIN 文件	96 KB
2storos-201801221455-Multi-CVR-V2.3.4-3_FW_OS_CVR-STD-COSTOM-suse_x64-91X.bin	2018/11/6 16:14	BIN 文件	171,027 KB

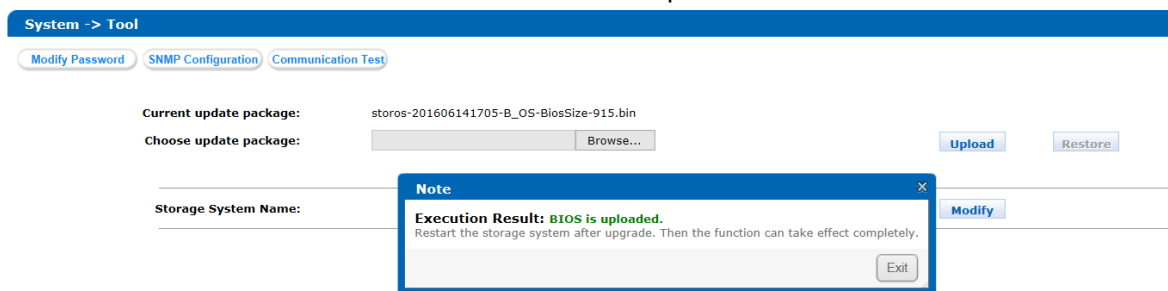
Title:	How to Upgrade Hybrid SAN Firmware to V234-3 (via web)	Version:	v1.0	Date:	04/29/2020
Product:	Hybrid SAN			Page:	2 of 4

How to Upgrade Hybrid SAN Firmware to V234-3 (via web)

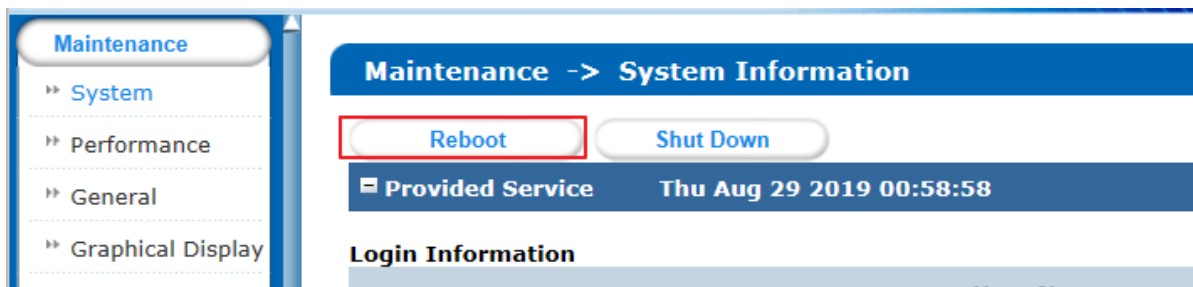
1. Upgrade **1storos-201606141705-B_OS-BiosSize-915**

Note:

Please wait several minutes until it shows below tips



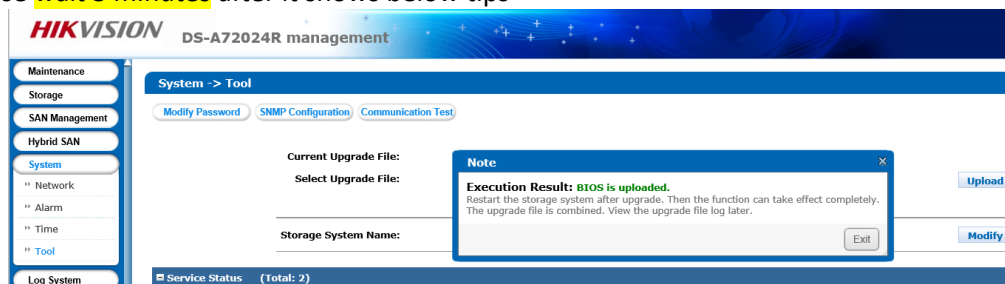
2. Reboot



3. Upgrade **2storos-201801221455-Multi-CVR-V2.3.4-3_FW_OS_CVR-STD-COSTOM-suse_x64-91X**

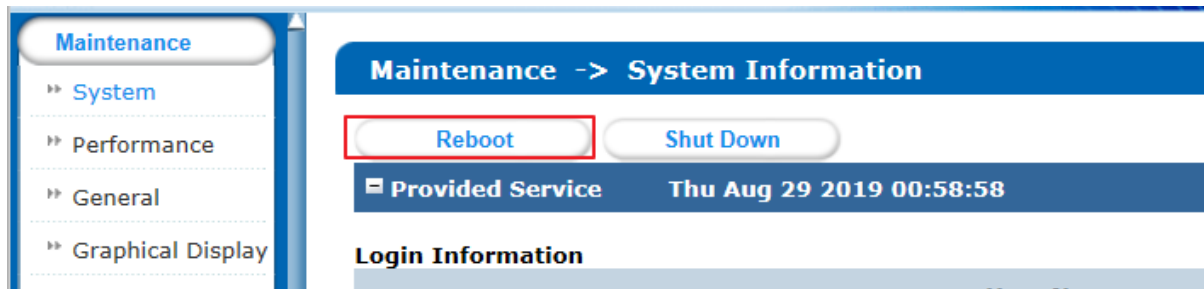
Note:

Please wait 3 minutes after it shows below tips



Title:	How to Upgrade Hybrid SAN Firmware to V234-3 (via web)	Version:	v1.0	Date:	04/29/2020
Product:	Hybrid SAN			Page:	3 of 4

4. Reboot



First Choice for Security Professionals
HIKVISION Technical Support



Title:	How to Upgrade Hybrid SAN Firmware to V234-3 (via web)	Version:	v1.0	Date:	04/29/2020
Product:	Hybrid SAN			Page:	4 of 4