



Hik IP Receiver Pro V1.4.0

Release Notes

Legal Information

© 2022 Hangzhou Hikvision Digital Technology Co., Ltd. All rights reserved.

This Document (hereinafter referred to be “the Document”) is the property of Hangzhou Hikvision Digital Technology Co., Ltd. or its affiliates (hereinafter referred to as “Hikvision”), and it cannot be reproduced, changed, translated, or distributed, partially or wholly, by any means, without the prior written permission of Hikvision. Unless otherwise expressly stated herein, Hikvision does not make any warranties, guarantees or representations, express or implied, regarding to the Document, any information contained herein.

LEGAL DISCLAIMER

TO THE MAXIMUM EXTENT PERMITTED BY APPLICABLE LAW, THE DOCUMENT IS PROVIDED "AS IS" AND “WITH ALL FAULTS AND ERRORS”. HIKVISION MAKES NO REPRESENTATIONS OR WARRANTIES, EXPRESS OR IMPLIED, INCLUDING BUT NOT LIMITED TO, WARRANTIES OF MERCHANTABILITY, FITNESS FOR A PARTICULAR PURPOSE OR NON-INFRINGEMENT. IN NO EVENT WILL HIKVISION BE LIABLE FOR ANY SPECIAL, CONSEQUENTIAL, INCIDENTAL, OR INDIRECT DAMAGES, INCLUDING, AMONG OTHERS, DAMAGES FOR LOSS OF BUSINESS PROFITS, BUSINESS INTERRUPTION OR LOSS OF DATA, CORRUPTION OF SYSTEMS, OR LOSS OF DOCUMENTATION, WHETHER BASED ON BREACH OF CONTRACT, TORT (INCLUDING NEGLIGENCE), OR OTHERWISE, IN CONNECTION WITH THE USE OF THE DOCUMENT, EVEN IF HIKVISION HAS BEEN ADVISED OF THE POSSIBILITY OF SUCH DAMAGES OR LOSS.

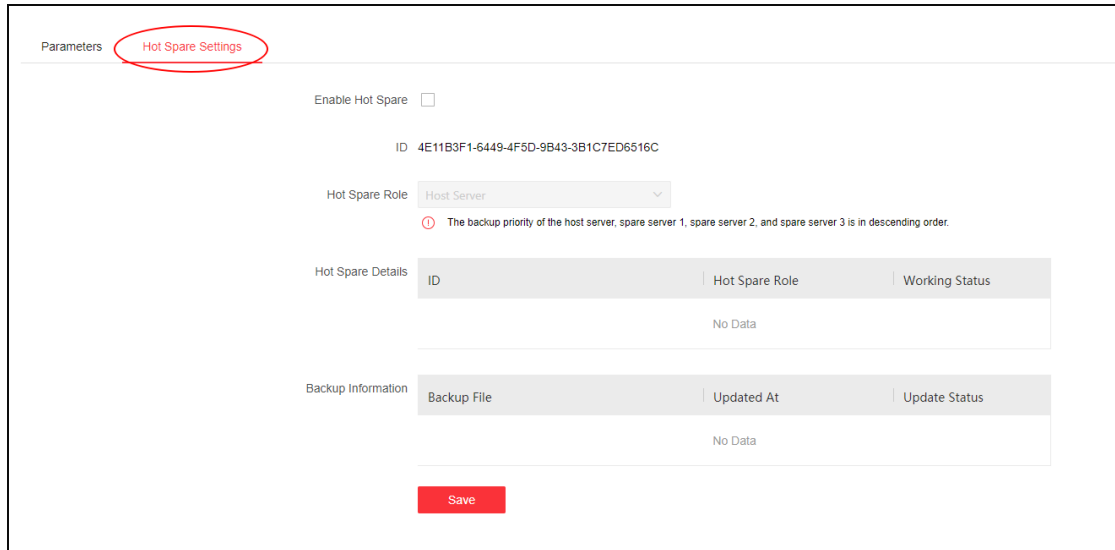
TABLE OF CONTENTS

Chapter 1 What's New	1
1.1 Added Features	1
1.2 Updated Features	1

Chapter 1 What's New

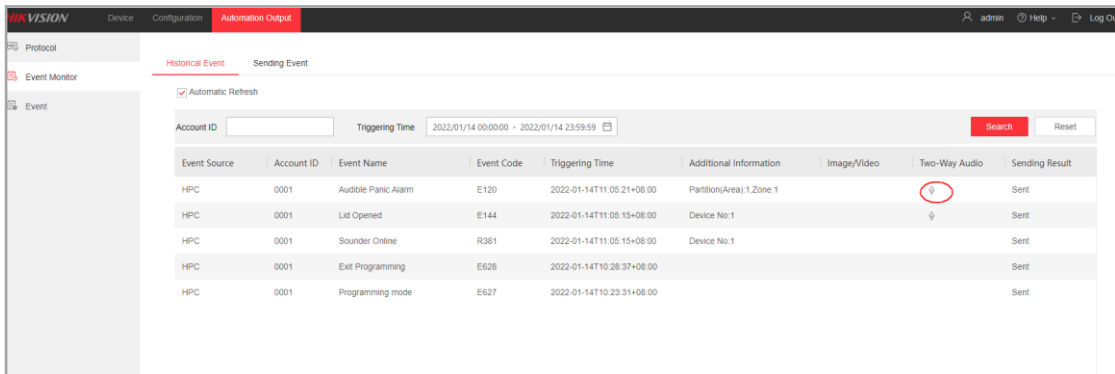
1.1 Added Features

1. Added hot spare settings on the Configuration page.



1.2 Updated Features

1. On the Historical Event page, for devices added via HPC, added the function of starting two-way audio after alarms are received.



2. On the page where the alarm URL on the Alarm Monitor page is opened, added the function of starting two-way audio after alarms are received.

Protocol Type	Event Name	Event Code	Triggering Time	Zone	Account ID	Image/Video	Two-Way Audio
Manitou	Audible Panic Alarm	E120	2022-01-14T11:05:21+08:00	1	0001	📷	🔊
Manitou	Lid Opened	E144	2022-01-14T11:05:15+08:00		0001		🔊
Manitou	Sounder Online	R381	2022-01-14T11:05:15+08:00		0001		
Manitou	Exit Programming	E628	2022-01-14T10:28:37+08:00		0001		
Manitou	Programming mode	E627	2022-01-14T10:23:31+08:00		0001		
Manitou	Wireless Siren Disconnected	E381	2022-01-13T16:35:08+08:00		0001		
Manitou	Exit Programming	E628	2022-01-13T16:18:59+08:00		0001		
Manitou	Audible Panic Alarm	E120	2022-01-13T16:14:09+08:00	1	0001		🔊
Manitou	Programming mode	E627	2022-01-13T16:13:20+08:00		0001		
Manitou	Exit Programming	E628	2022-01-13T16:07:20+08:00		0001		
Manitou	Audible Panic Alarm	E120	2022-01-13T16:05:58+08:00	1	0001		🔊
Manitou	Programming mode	E627	2022-01-13T16:01:02+08:00		0001		
Manitou	Audible Panic Alarm	E120	2022-01-13T15:57:25+08:00	1	0001		🔊

3. Added the function of automatic refresh on the Historical Event page.

Event Source	Account ID	Event Name	Event Code	Triggering Time	Additional Information	Image/Video	Two-Way Audio	Sending Result
HPC	0001	VMD alarm	E901	2022-01-14T11:26:21+08:00	Channel 3			Not Sent
HPC	0001	VMD alarm	E901	2022-01-14T11:26:20+08:00	Channel 2			Not Sent
HPC	0001	VMD alarm	E901	2022-01-14T11:26:19+08:00	Channel 1			Not Sent
HPC	0001	VMD alarm	E901	2022-01-14T11:24:38+08:00	Channel 3			Not Sent
HPC	0001	VMD alarm	E901	2022-01-14T11:24:38+08:00	Channel 2			Not Sent
HPC	0001	VMD alarm	E901	2022-01-14T11:24:37+08:00	Channel 1			Not Sent

4. For devices added via Hik-ProConnect, added the function of viewing site information.

Device List

Site Information [View](#)

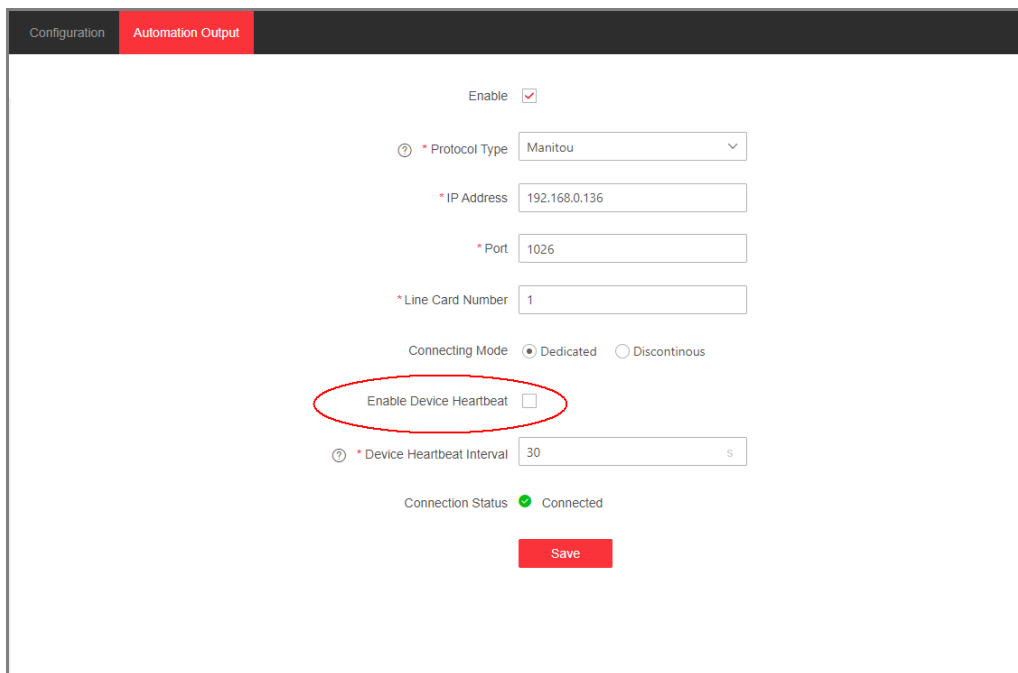
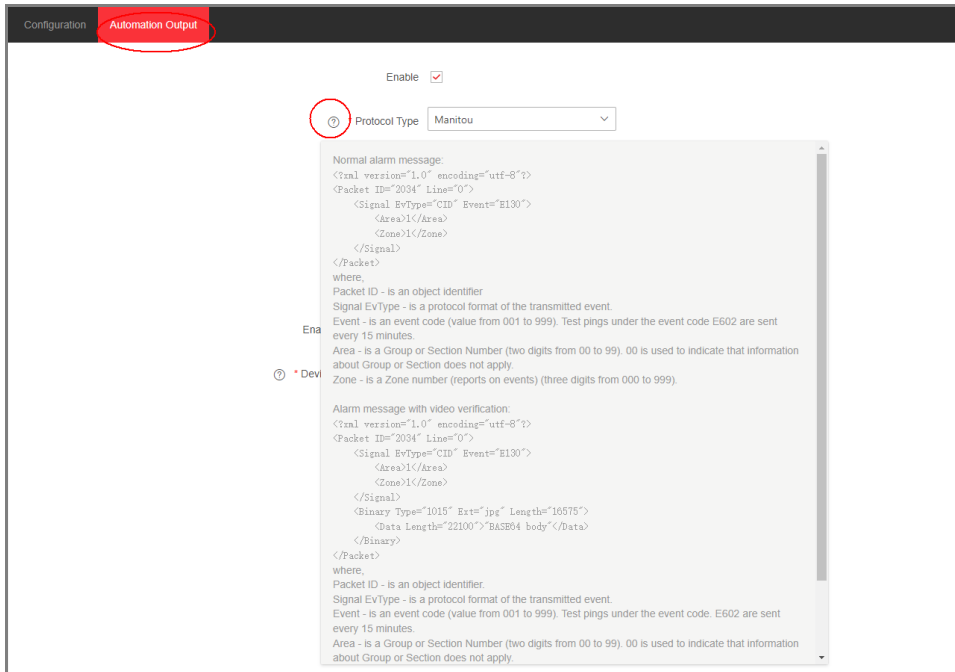
* Device Name

* Account ID

Device ID

Device Key

5. Added the function of viewing the alarm message example of a selected protocol on the Automation Output page. Added the function of enabling/disabling device heartbeat and setting device heartbeat interval for Manitou protocol.





See Far, Go Further