



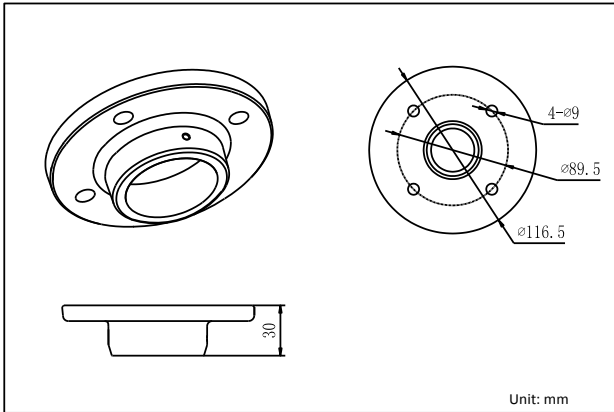
DS-1645ZJ

Outdoor Ceiling Mount

Main Features:

- Aluminum alloy material with surface spray treatment
- Waterproof design
- Screw hole size is British G1½

Dimension:



Order Model:

DS-1645ZJ

Parameter:

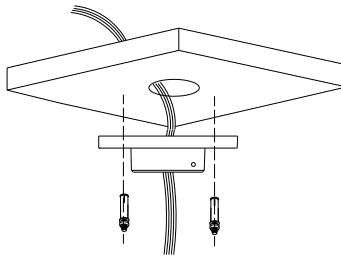
Model	DS-1645ZJ
Parameter	Outdoor Ceiling Mount
Appearance	Hikvision White
Application	For Speed Dome Ceiling Mount
Material	Alluminum Alloy
Dimension	Φ116.5×30mm
Weight	450g

Notice:

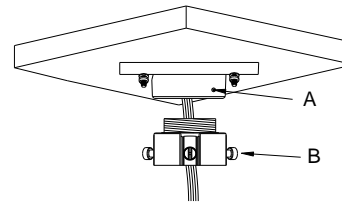
- The bracket should be installed on flat wall
- The bracket must be installed on a plat wall
- The wall must be capable of supporting over 3 times as much as the total weight of the camera and the mount.
- The maximum load capacity of the bracket is 10KG

Installation Steps:

- ① Choose the appropriate wall to install the bracket and thread the cable

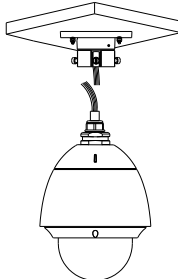


- ② Screw up the fast adapter to bracket, and fix the adapter

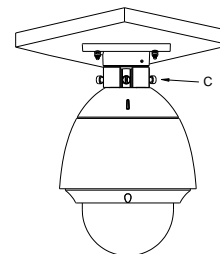


Note: A is tightening screw; B is fast installing adapter

- ③ Thread the wire and fix the speed dome to bracket



- ④ Tighten the set screw and complete the installation



Note: C is set screw

Note: The actual bracket may vary from the picture above.